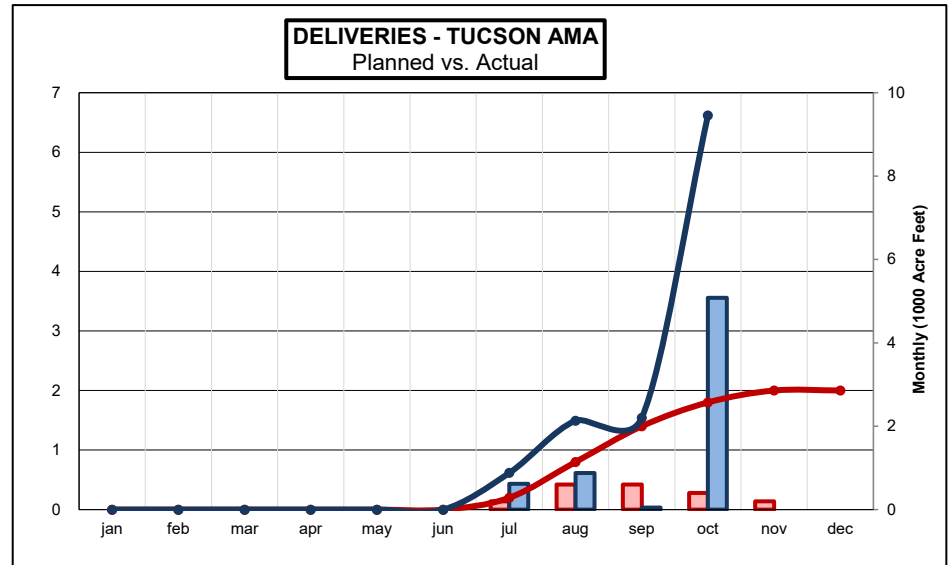
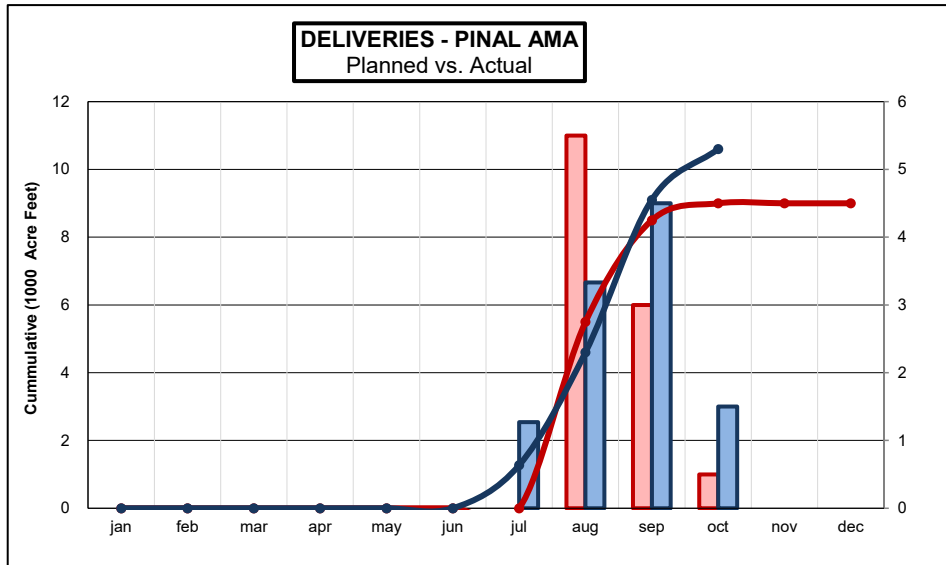
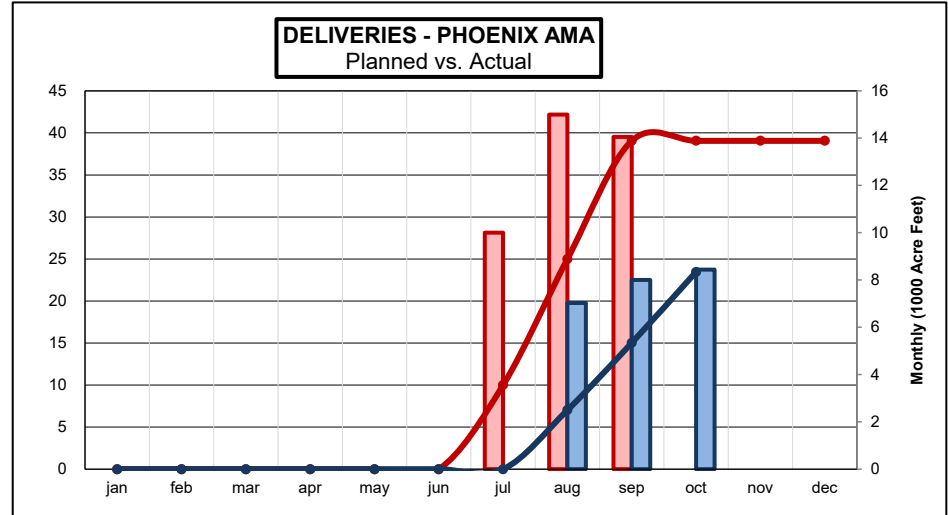
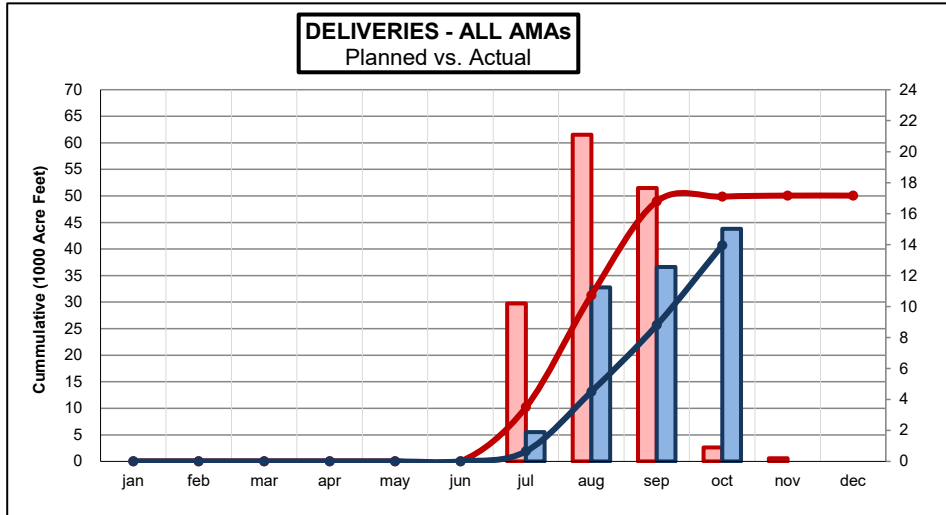


2020 Plan of Operation - INTRASTATE



■ PLANNED (MONTHLY)
 ■ ACTUAL (MONTHLY)
 —●— PLANNED (CUM)
 —●— ACTUAL (CUM)

Actual Deliveries 2020
Plan of Operation

20-Nov-20

Phoenix AMA

jan feb mar apr may jun jul aug sep oct nov dec total

2020 Plan of Operation - INTRASTATE

HIEROGLYPHIC MTNS	0	0	0	0	0	0	0	0	0	0	0	0	0	0
	0	0	0	0	0	0	0	0	0	0	0	0	0	0
AGUA FRIA	0	0	0	0	0	0	0	0	0	0	0	0	0	0
	0	0	0	0	0	0	0	0	0	0	0	0	0	0
GRUSP	0	0	0	0	0	0	0	0	0	0	0	0	0	0
	0	0	0	0	0	0	0	0	0	0	0	0	0	0
TONOPAH DESERT	0	0	0	0	0	0	0	7,028	8,000	8,436	0	0	0	23,464
	0	0	0	0	0	0	0	10,000	15,000	14,056	0	0	0	39,056
SUPERSTITION MTNS	0	0	0	0	0	0	0	0	0	0	0	0	0	0
	0	0	0	0	0	0	0	0	0	0	0	0	0	0
TONPAH IRRIGATION DISTRICT	0	0	0	0	0	0	0	0	0	0	0	0	0	0
	0	0	0	0	0	0	0	0	0	0	0	0	0	0
Subtotal	0	0	0	0	0	0	0	7,028	8,000	8,436	0	0	0	23,464
Total to date	0	0	0	0	0	0	0	7,028	15,028	23,464	23,464	23,464	23,464	23,464
Projected total to date	0	0	0	0	0	0	10,000	25,000	39,056	39,056	39,056	39,056	39,056	39,056

Pinal AMA

CAIDD	0	0	0	0	0	0	0	1,500	3,000	0	0	0	0	4,500
	0	0	0	0	0	0	0	1,500	1,500	0	0	0	0	3,000
HIDD	0	0	0	0	0	0	1,272	332	0	0	0	0	0	1,604
	0	0	0	0	0	0	0	1,000	1,500	500	0	0	0	3,000
MSIDD	0	0	0	0	0	0	0	1,500	1,500	1,500	0	0	0	4,500
	0	0	0	0	0	0	0	3,000	0	0	0	0	0	3,000
	0	0	0	0	0	0	0	0	0	0	0	0	0	0
	0	0	0	0	0	0	0	0	0	0	0	0	0	0
Subtotal	0	0	0	0	0	0	1,272	3,332	4,500	1,500	0	0	0	10,604
Total to date	0	0	0	0	0	0	1,272	4,604	9,104	10,604	10,604	10,604	10,604	10,604
Projected total to date	0	0	0	0	0	0	0	5,500	8,500	9,000	9,000	9,000	9,000	9,000

Tucson AMA

AVRA VALLEY	0	0	0	0	0	0	617	877	47	126	0	0	0	1,667
	0	0	0	0	0	0	200	600	600	400	200	0	0	2,000
LOWER SANTA CRUZ	0	0	0	0	0	0	0	0	0	0	0	0	0	0
	0	0	0	0	0	0	0	0	0	0	0	0	0	0
PIMA MINE ROAD	0	0	0	0	0	0	0	0	0	2,050	0	0	0	2,050
	0	0	0	0	0	0	0	0	0	0	0	0	0	0
CAVSARP	0	0	0	0	0	0	0	0	0	0	0	0	0	0
	0	0	0	0	0	0	0	0	0	0	0	0	0	0
SAVSARP	0	0	0	0	0	0	0	0	0	2,902	0	0	0	2,902
	0	0	0	0	0	0	0	0	0	0	0	0	0	0
CMID	0	0	0	0	0	0	0	0	0	0	0	0	0	0
	0	0	0	0	0	0	0	0	0	0	0	0	0	0
KAI FARMS - Red Rock	0	0	0	0	0	0	0	0	0	0	0	0	0	0
	0	0	0	0	0	0	0	0	0	0	0	0	0	0
BKW FARMS	0	0	0	0	0	0	0	0	0	0	0	0	0	0
	0	0	0	0	0	0	0	0	0	0	0	0	0	0
Subtotal	0	0	0	0	0	0	617	877	47	5,078	0	0	0	6,619
Total to date	0	0	0	0	0	0	617	1,494	1,541	6,619	6,619	6,619	6,619	6,619
Projected total to date	0	0	0	0	0	0	200	800	1,400	1,800	2,000	2,000	2,000	2,000

TOTAL	0	0	0	0	0	0	1,889	11,237	12,547	15,014	0	0	0	40,687
Total to date	0	0	0	0	0	0	1,889	13,126	25,673	40,687	40,687	40,687	40,687	40,687
Projected total to date	0	0	0	0	0	0	10,200	31,300	48,956	49,856	50,056	50,056	50,056	50,056