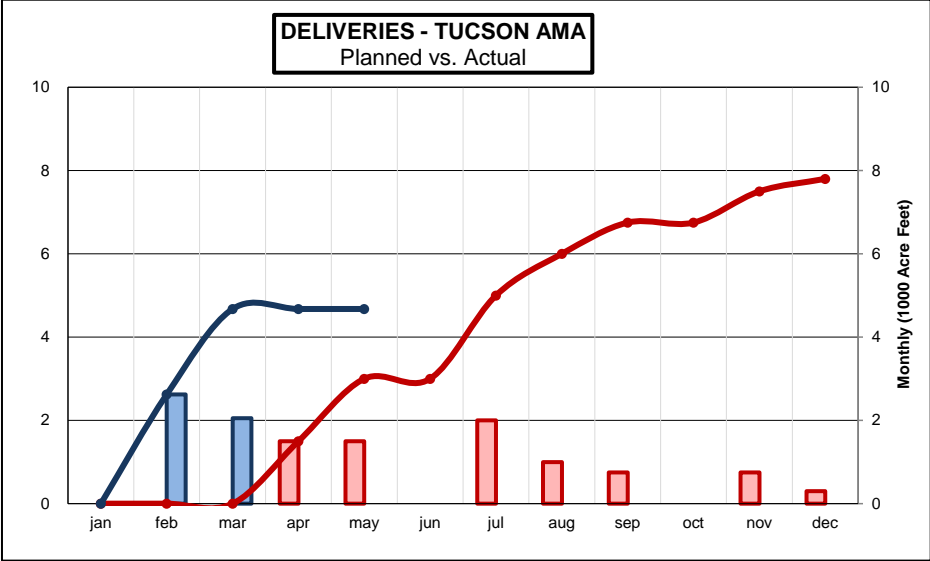
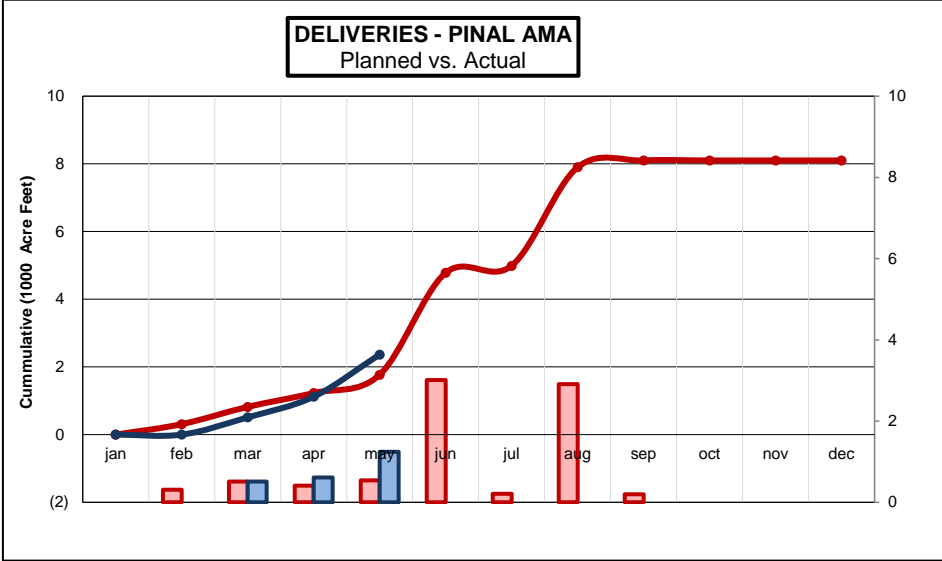
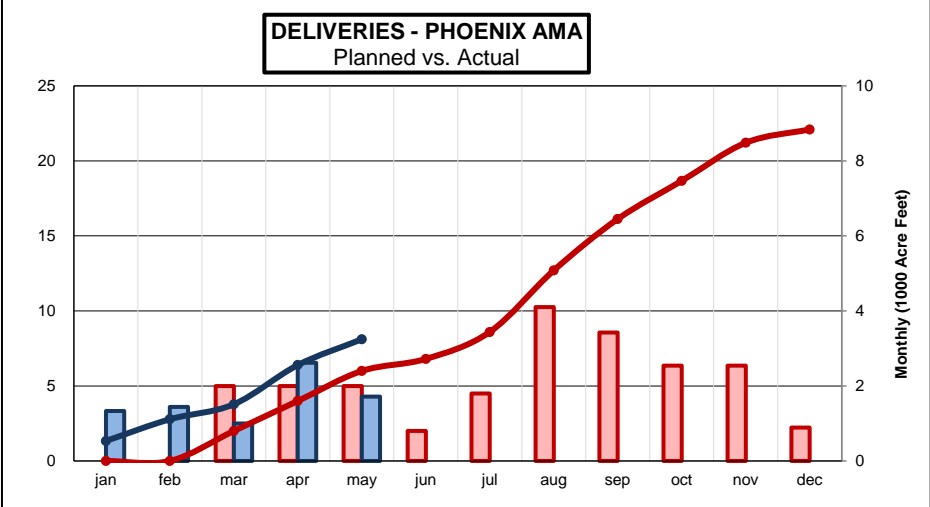
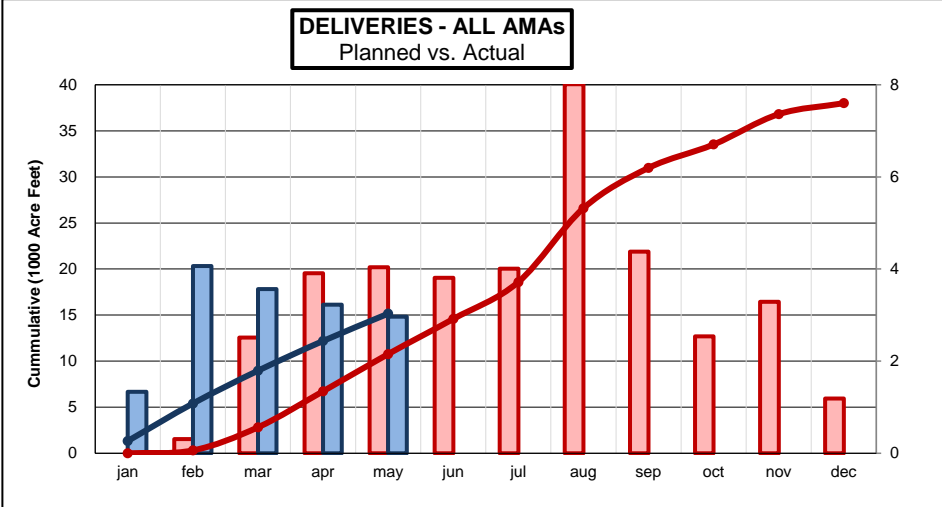


# 2018 Plan of Operation - INTRASTATE



■ PLANNED (MONTHLY)   
 ■ ACTUAL (MONTHLY)   
 —●— PLANNED (CUM)   
 —●— ACTUAL (CUM)

Phoenix AMA

|                                   | jan   | feb   | mar   | apr   | may   | jun   | jul   | aug    | sep    | oct    | nov    | dec    | total  |
|-----------------------------------|-------|-------|-------|-------|-------|-------|-------|--------|--------|--------|--------|--------|--------|
| <b>HIEROGLYPHIC MTNS</b>          | 0     | 1,000 | 0     | 1,616 | 1,717 |       |       |        |        |        |        |        | 4,333  |
|                                   | 0     | 0     | 0     | 0     | 0     | 800   | 800   | 800    | 1,340  | 1,240  | 1,290  | 741    | 7,011  |
| <b>AGUA FRIA</b>                  | 1,335 | 444   | 0     | 0     | 0     | 0     | 1,000 | 1,000  | 1,000  | 1,000  | 1,000  | 0      | 1,779  |
|                                   | 0     | 0     | 0     | 0     | 0     | 0     | 0     | 0      | 0      | 0      | 0      | 0      | 5,000  |
| <b>GRUSP</b>                      | 0     | 0     | 0     | 0     | 0     | 0     | 0     | 0      | 0      | 0      | 0      | 0      | 0      |
|                                   | 0     | 0     | 0     | 0     | 0     | 0     | 0     | 0      | 0      | 0      | 0      | 0      | 0      |
| <b>TONOPAH DESERT</b>             | 0     | 0     | 0     | 0     | 0     | 0     | 0     | 0      | 0      | 0      | 0      | 0      | 0      |
|                                   | 0     | 0     | 0     | 0     | 0     | 0     | 0     | 0      | 0      | 0      | 0      | 0      | 0      |
| <b>SUPERSTITION MTNS</b>          | 0     | 0     | 1,000 | 1,000 | 0     | 0     | 0     | 2,000  | 687    | 0      | 0      | 0      | 2,000  |
|                                   | 0     | 0     | 2,000 | 2,000 | 2,000 | 0     | 0     | 2,000  | 687    | 0      | 0      | 0      | 8,687  |
| <b>TONPAH IRRIGATION DISTRICT</b> | 0     | 0     | 0     | 0     | 0     | 0     | 0     | 302    | 400    | 300    | 250    | 150    | 0      |
|                                   | 0     | 0     | 0     | 0     | 0     | 0     | 0     | 302    | 400    | 300    | 250    | 150    | 1,402  |
| Subtotal                          | 1,335 | 1,444 | 1,000 | 2,616 | 1,717 | 0     | 0     | 0      | 0      | 0      | 0      | 0      | 8,112  |
| Total to date                     | 1,335 | 2,779 | 3,779 | 6,395 | 8,112 | 8,112 | 8,112 | 8,112  | 8,112  | 8,112  | 8,112  | 8,112  | 8,112  |
| Projected total to date           | 0     | 0     | 2,000 | 4,000 | 6,000 | 6,800 | 8,600 | 12,702 | 16,129 | 18,669 | 21,209 | 22,100 | 22,100 |

Pinal AMA

|                         |   |     |     |       |       |       |       |       |       |       |       |       |       |
|-------------------------|---|-----|-----|-------|-------|-------|-------|-------|-------|-------|-------|-------|-------|
| <b>CAIDD</b>            | 0 | 0   | 0   | 0     | 0     | 0     | 0     | 2,700 | 0     | 0     | 0     | 0     | 0     |
|                         | 0 | 0   | 0   | 0     | 0     | 0     | 0     | 2,700 | 0     | 0     | 0     | 0     | 2,700 |
| <b>HIDD</b>             | 0 | 0   | 0   | 0     | 536   | 0     | 0     | 0     | 0     | 0     | 0     | 0     | 536   |
|                         | 0 | 0   | 0   | 0     | 0     | 2,700 | 0     | 0     | 0     | 0     | 0     | 0     | 2,700 |
| <b>MSIDD</b>            | 0 | 0   | 510 | 610   | 710   | 0     | 0     | 210   | 210   | 200   | 0     | 0     | 1,830 |
|                         | 0 | 310 | 510 | 410   | 540   | 310   | 210   | 210   | 200   | 0     | 0     | 0     | 2,700 |
|                         | 0 | 0   | 0   | 0     | 0     | 0     | 0     | 0     | 0     | 0     | 0     | 0     | 0     |
|                         | 0 | 0   | 0   | 0     | 0     | 0     | 0     | 0     | 0     | 0     | 0     | 0     | 0     |
| Subtotal                | 0 | 0   | 510 | 610   | 1,246 | 0     | 0     | 0     | 0     | 0     | 0     | 0     | 2,366 |
| Total to date           | 0 | 0   | 510 | 1,120 | 2,366 | 2,366 | 2,366 | 2,366 | 2,366 | 2,366 | 2,366 | 2,366 | 2,366 |
| Projected total to date | 0 | 310 | 820 | 1,230 | 1,770 | 4,780 | 4,990 | 7,900 | 8,100 | 8,100 | 8,100 | 8,100 | 8,100 |

Tucson AMA

|                             |   |       |       |       |       |       |       |       |       |       |       |       |       |
|-----------------------------|---|-------|-------|-------|-------|-------|-------|-------|-------|-------|-------|-------|-------|
| <b>AVRA VALLEY</b>          | 0 | 0     | 0     | 0     | 0     | 0     | 0     | 0     | 0     | 0     | 0     | 0     | 0     |
|                             | 0 | 0     | 0     | 0     | 0     | 0     | 0     | 0     | 0     | 0     | 0     | 0     | 0     |
| <b>LOWER SANTA CRUZ</b>     | 0 | 2,623 | 2,052 | 0     | 0     | 0     | 1,000 | 1,000 | 500   | 0     | 500   | 300   | 4,675 |
|                             | 0 | 0     | 0     | 1,500 | 1,500 | 0     | 1,000 | 1,000 | 500   | 0     | 500   | 300   | 6,300 |
| <b>PIMA MINE ROAD</b>       | 0 | 0     | 0     | 0     | 0     | 0     | 0     | 0     | 250   | 0     | 250   | 0     | 0     |
|                             | 0 | 0     | 0     | 0     | 0     | 0     | 0     | 0     | 250   | 0     | 250   | 0     | 500   |
| <b>CAVSARP</b>              | 0 | 0     | 0     | 0     | 0     | 0     | 0     | 0     | 0     | 0     | 0     | 0     | 0     |
|                             | 0 | 0     | 0     | 0     | 0     | 0     | 0     | 0     | 0     | 0     | 0     | 0     | 0     |
| <b>SAVSARP</b>              | 0 | 0     | 0     | 0     | 0     | 0     | 0     | 0     | 0     | 0     | 0     | 0     | 0     |
|                             | 0 | 0     | 0     | 0     | 0     | 0     | 0     | 0     | 0     | 0     | 0     | 0     | 0     |
| <b>CMID</b>                 | 0 | 0     | 0     | 0     | 0     | 0     | 1,000 | 0     | 0     | 0     | 0     | 0     | 0     |
|                             | 0 | 0     | 0     | 0     | 0     | 0     | 1,000 | 0     | 0     | 0     | 0     | 0     | 1,000 |
| <b>KAI FARMS - Red Rock</b> | 0 | 0     | 0     | 0     | 0     | 0     | 0     | 0     | 0     | 0     | 0     | 0     | 0     |
|                             | 0 | 0     | 0     | 0     | 0     | 0     | 0     | 0     | 0     | 0     | 0     | 0     | 0     |
| <b>BKW FARMS</b>            | 0 | 0     | 0     | 0     | 0     | 0     | 0     | 0     | 0     | 0     | 0     | 0     | 0     |
|                             | 0 | 0     | 0     | 0     | 0     | 0     | 0     | 0     | 0     | 0     | 0     | 0     | 0     |
| Subtotal                    | 0 | 2,623 | 2,052 | 0     | 0     | 0     | 0     | 0     | 0     | 0     | 0     | 0     | 4,675 |
| Total to date               | 0 | 2,623 | 4,675 | 4,675 | 4,675 | 4,675 | 4,675 | 4,675 | 4,675 | 4,675 | 4,675 | 4,675 | 4,675 |
| Projected total to date     | 0 | 0     | 0     | 1,500 | 3,000 | 3,000 | 5,000 | 6,000 | 6,750 | 6,750 | 7,500 | 7,800 | 7,800 |

|                         |       |       |       |        |        |        |        |        |        |        |        |        |        |
|-------------------------|-------|-------|-------|--------|--------|--------|--------|--------|--------|--------|--------|--------|--------|
| <b>TOTAL</b>            | 1,335 | 4,067 | 3,562 | 3,226  | 2,963  | 0      | 0      | 0      | 0      | 0      | 0      | 0      | 15,153 |
| Total to date           | 1,335 | 5,402 | 8,964 | 12,190 | 15,153 | 15,153 | 15,153 | 15,153 | 15,153 | 15,153 | 15,153 | 15,153 | 15,153 |
| Projected total to date | 0     | 310   | 2,820 | 6,730  | 10,770 | 14,580 | 18,590 | 26,602 | 30,979 | 33,519 | 36,809 | 38,000 | 38,000 |