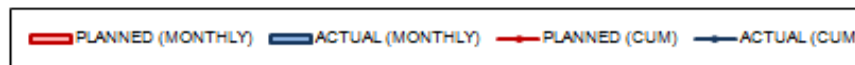
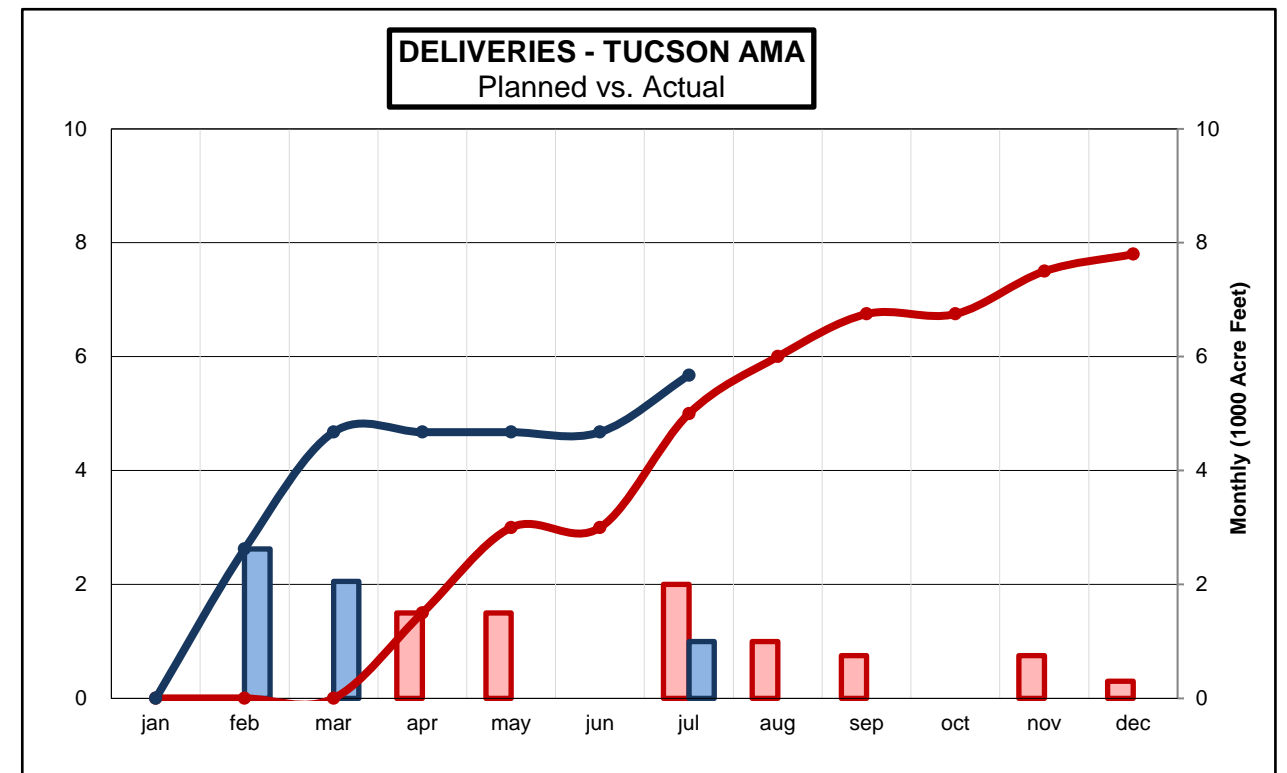
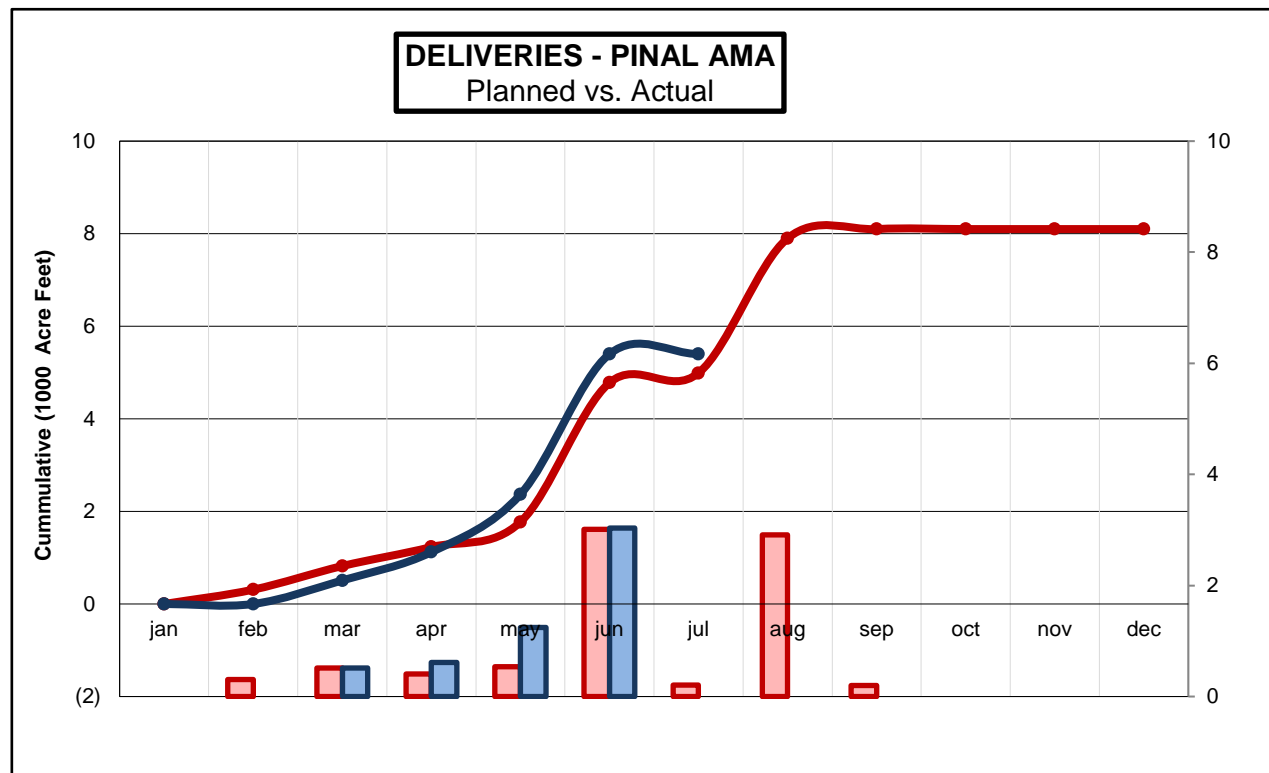
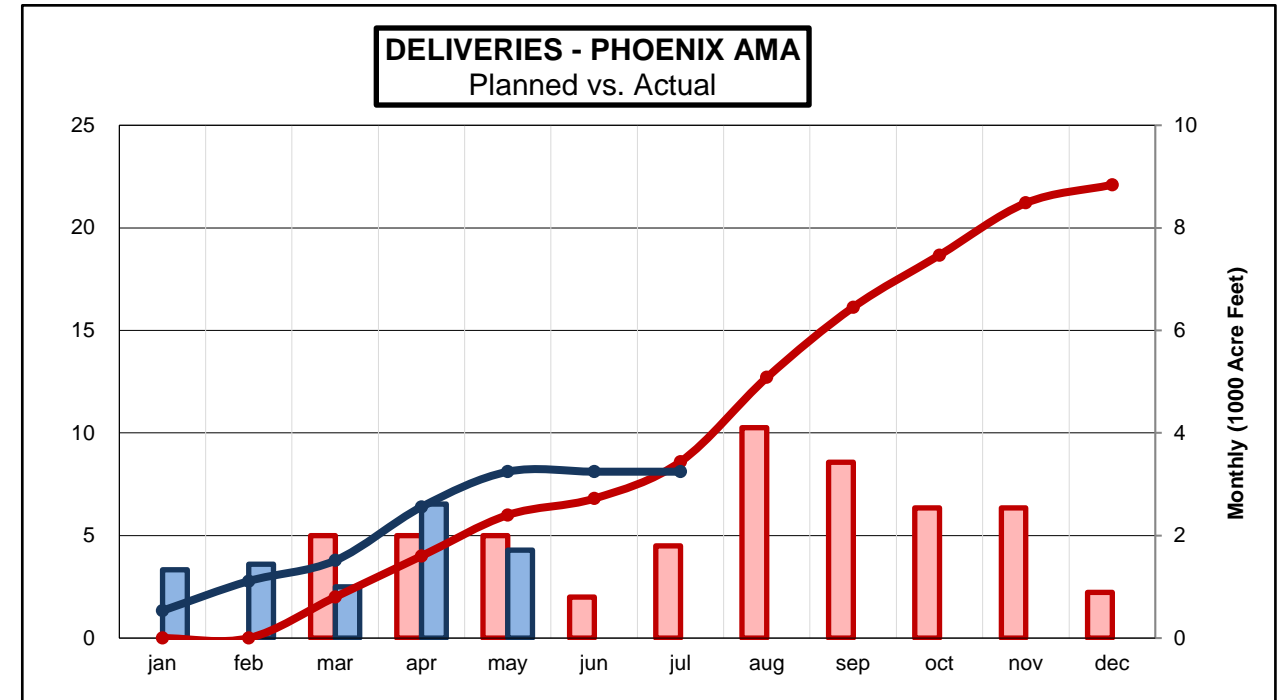
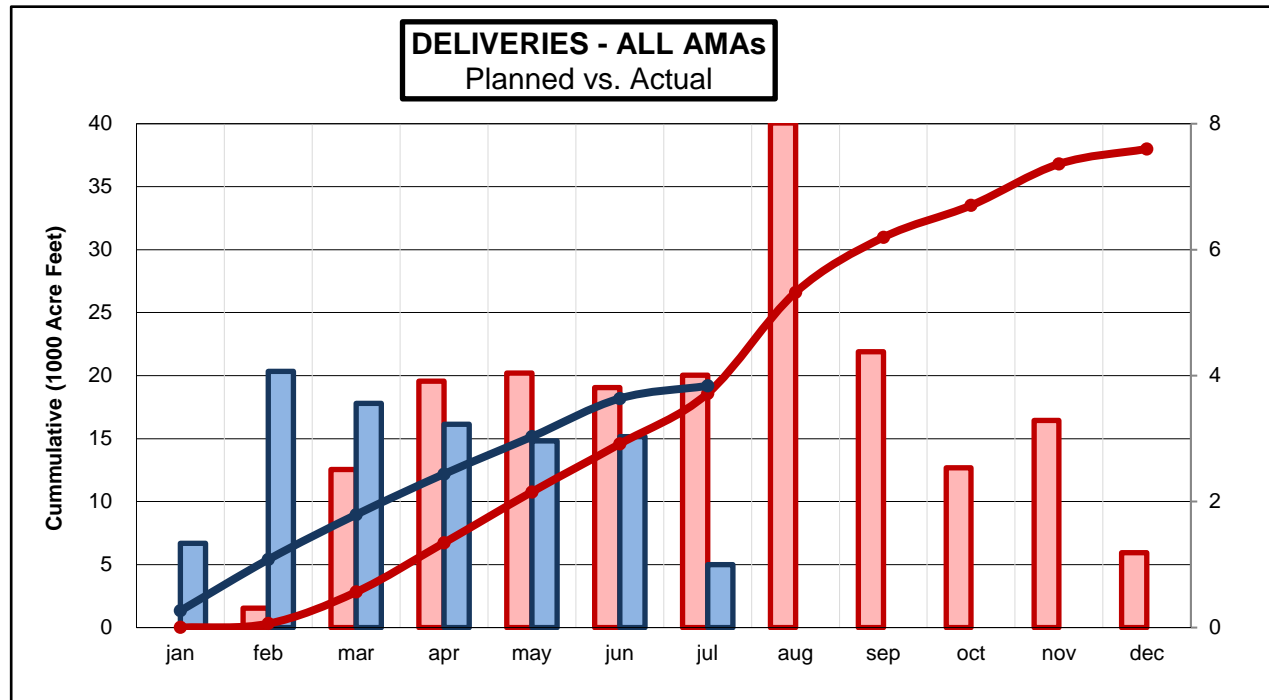


# 2018 Plan of Operation - INTRASTATE



Actual Deliveries 2018  
Plan of Operation

11-Sep-18

jan feb mar apr may jun jul aug sep oct nov dec total

**Phoenix AMA**

HIEROGLYPHIC MTNS	0	1,000	0	1,616	1,717	0	0							4,333
	0	0	0	0	0	800	800	800	1,340	1,240	1,290	741		7,011
AGUA FRIA	1,335	444	0	0	0	0	0							1,779
	0	0	0	0	0	0	1,000	1,000	1,000	1,000	1,000	0		5,000
GRUSP	0	0	0	0	0	0	0							0
	0	0	0	0	0	0	0	0	0	0	0	0		0
TONOPAH DESERT	0	0	0	0	0	0	0							0
	0	0	0	0	0	0	0	0	0	0	0	0		0
SUPERSTITION MTNS	0	0	1,000	1,000	0	0	0							2,000
	0	0	2,000	2,000	2,000	0	0	2,000	687	0	0	0		8,687
TONPAH IRRIGATION DISTRICT	0	0	0	0	0	0	0							0
	0	0	0	0	0	0	0	302	400	300	250	150		1,402
Subtotal	1,335	1,444	1,000	2,616	1,717	0	0	0	0	0	0	0		8,112
Total to date	1,335	2,779	3,779	6,395	8,112	8,112	8,112	8,112	8,112	8,112	8,112	8,112		8,112
Projected total to date	0	0	2,000	4,000	6,000	6,800	8,600	12,702	16,129	18,669	21,209	22,100		22,100

**Pinal AMA**

CAIDD	0	0	0	0	0	0	0							0
	0	0	0	0	0	0	0	2,700	0	0	0	0		2,700
HIDD	0	0	0	0	536	2,164	0							2,700
	0	0	0	0	0	2,700	0	0	0	0	0	0		2,700
MSIDD	0	0	510	610	710	870	0							2,700
	0	310	510	410	540	310	210	210	200	0	0	0		2,700
	0	0	0	0	0	0	0							0
	0	0	0	0	0	0	0	0	0	0	0	0		0
Subtotal	0	0	510	610	1,246	3,034	0	0	0	0	0	0		5,400
Total to date	0	0	510	1,120	2,366	5,400	5,400	5,400	5,400	5,400	5,400	5,400		5,400
Projected total to date	0	310	820	1,230	1,770	4,780	4,990	7,900	8,100	8,100	8,100	8,100		8,100

**Tucson AMA**

AVRA VALLEY	0	0	0	0	0	0	0							0
	0	0	0	0	0	0	0	0	0	0	0	0		0
LOWER SANTA CRUZ	0	2,623	2,052	0	0	0	0							4,675
	0	0	0	1,500	1,500	0	1,000	1,000	500	0	500	300		6,300
PIMA MINE ROAD	0	0	0	0	0	0	0							0
	0	0	0	0	0	0	0	0	250	0	250	0		500
CAVSARP	0	0	0	0	0	0	0							0
	0	0	0	0	0	0	0	0	0	0	0	0		0
SAVSARP	0	0	0	0	0	0	0							0
	0	0	0	0	0	0	0	0	0	0	0	0		0
CMID	0	0	0	0	0	0	1,000							1,000
	0	0	0	0	0	0	1,000	0	0	0	0	0		1,000
KAI FARMS - Red Rock	0	0	0	0	0	0	0							0
	0	0	0	0	0	0	0	0	0	0	0	0		0
BKW FARMS	0	0	0	0	0	0	0							0
	0	0	0	0	0	0	0	0	0	0	0	0		0
Subtotal	0	2,623	2,052	0	0	0	1,000	0	0	0	0	0		5,675
Total to date	0	2,623	4,675	4,675	4,675	4,675	5,675	5,675	5,675	5,675	5,675	5,675		5,675
Projected total to date	0	0	0	1,500	3,000	3,000	5,000	6,000	6,750	6,750	7,500	7,800		7,800

TOTAL	1,335	4,067	3,562	3,226	2,963	3,034	1,000	0	0	0	0	0		19,187
Total to date	1,335	5,402	8,964	12,190	15,153	18,187	19,187	19,187	19,187	19,187	19,187	19,187		19,187
Projected total to date	0	310	2,820	6,730	10,770	14,580	18,590	26,602	30,979	33,519	36,809	38,000		38,000