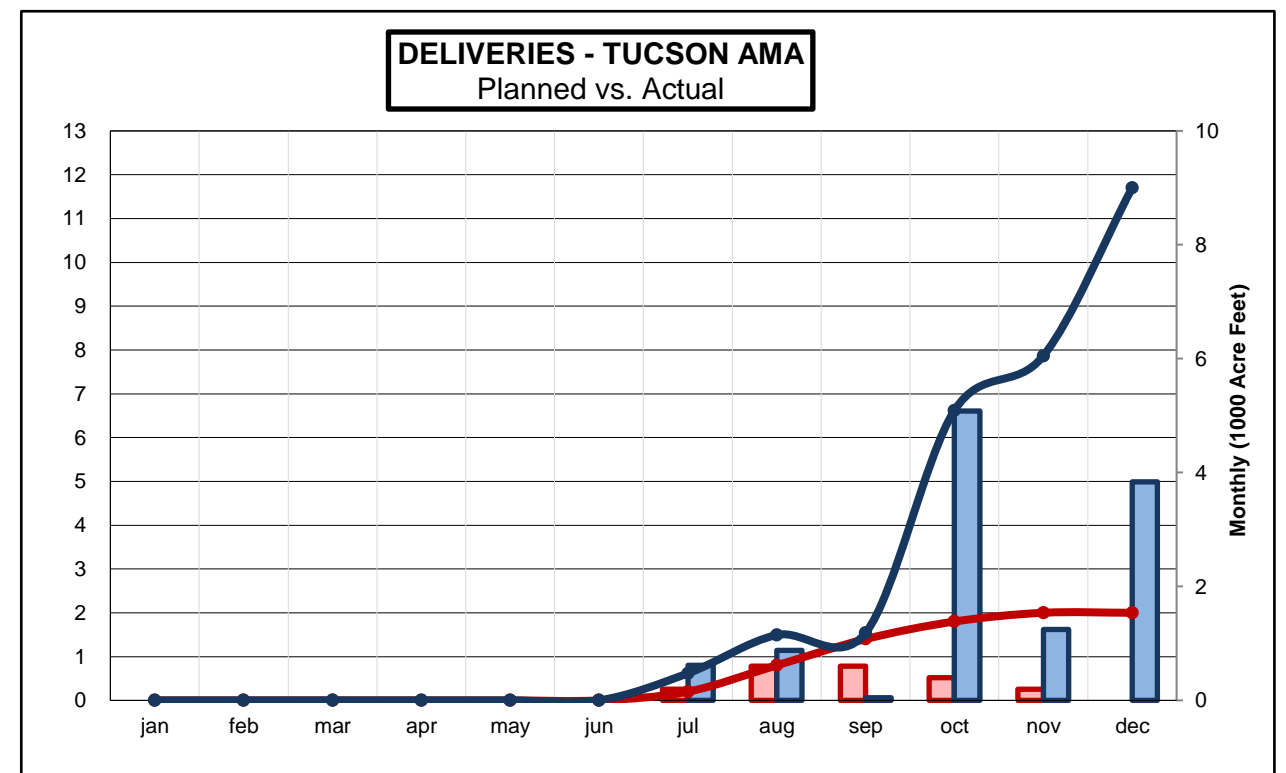
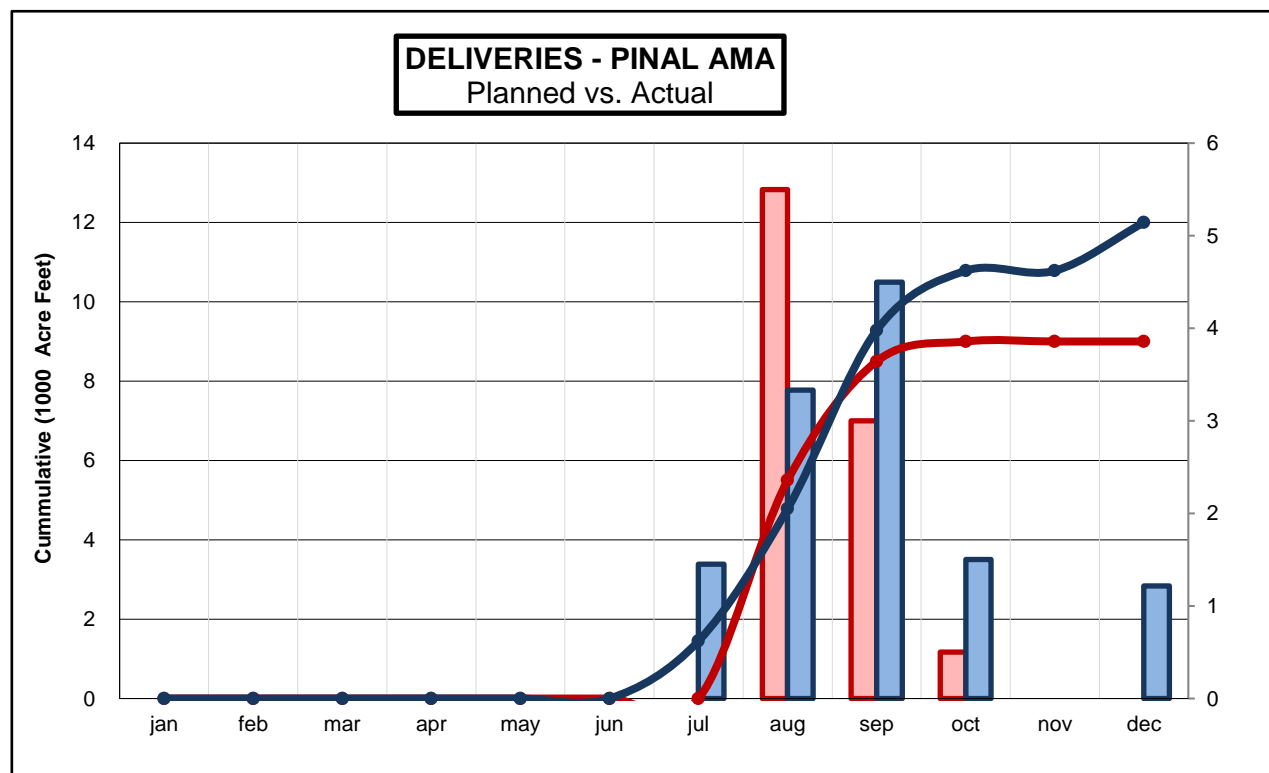
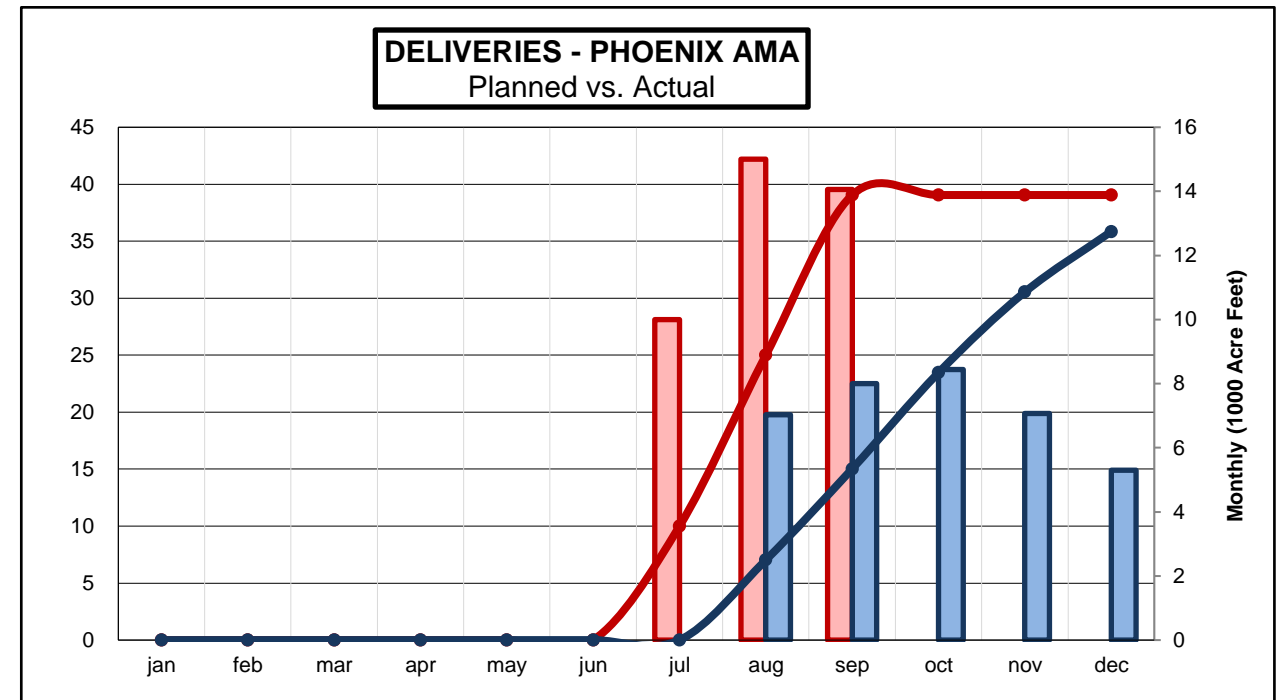
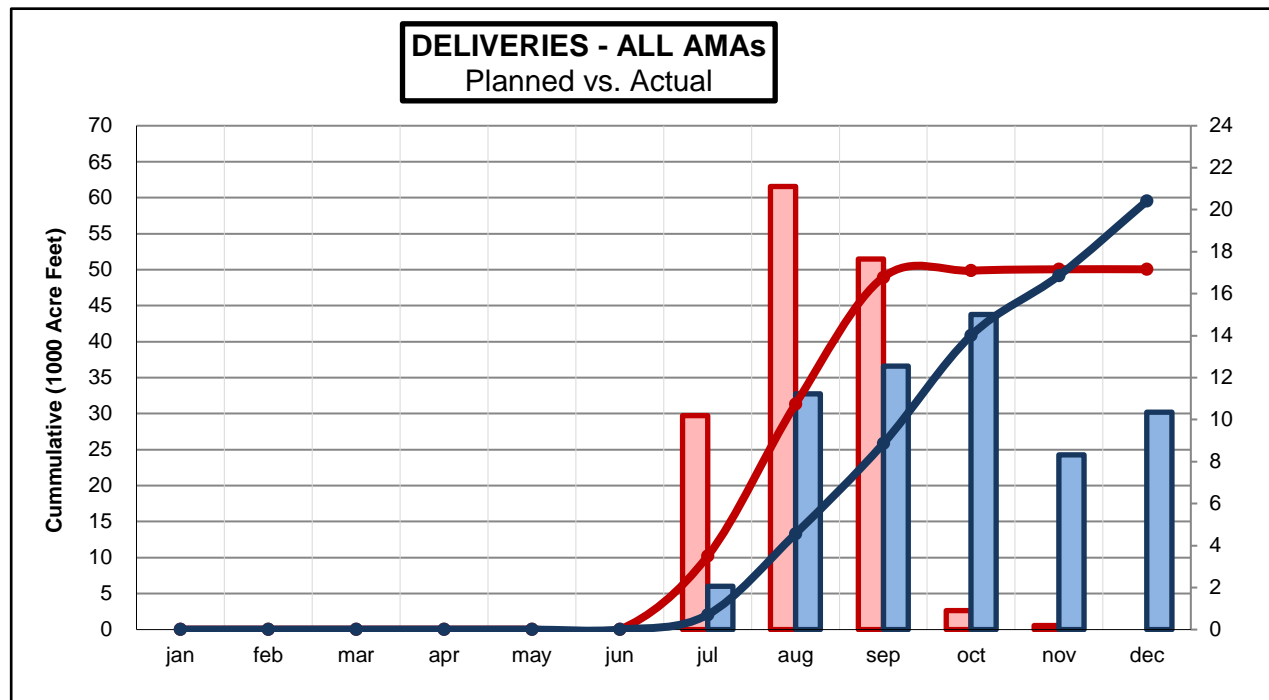


# 2020 Amended Plan of Operation - INTRASTATE



▬ PLANNED (MONTHLY)  
 ▬ ACTUAL (MONTHLY)  
 —●— PLANNED (CUM)  
 —●— ACTUAL (CUM)

Actual Deliveries 2020  
*Amended Plan of Operation*

10-Mar-21

jan feb mar apr may jun jul aug sep oct nov dec total

**Phoenix AMA**

2020 Amended Plan of Operation - INTRASTATE

<b>HIEROGLYPHIC MTNS</b>	0	0	0	0	0	0	0	0	0	0	0	0	0	0	0
	0	0	0	0	0	0	0	0	0	0	0	0	0	0	0
<b>AGUA FRIA</b>	0	0	0	0	0	0	0	0	0	0	0	0	0	0	0
	0	0	0	0	0	0	0	0	0	0	0	0	0	0	0
<b>GRUSP</b>	0	0	0	0	0	0	0	0	0	0	0	0	0	0	0
	0	0	0	0	0	0	0	0	0	0	0	0	0	0	0
<b>TONOPAH DESERT</b>	0	0	0	0	0	0	0	7,028	8,000	8,436	7,003	3,988			34,455
	0	0	0	0	0	0	10,000	15,000	14,056	0	0	0			39,056
<b>NEW MAGMA</b>	0	0	0	0	0	0	0	0	0	0	0	953			953
	0	0	0	0	0	0	0	0	0	0	0	0			0
<b>QUEEN CREEK</b>	0	0	0	0	0	0	0	0	0	0	0	35			35
	0	0	0	0	0	0	0	0	0	0	0	0			0
<b>TONPAH IRRIGATION DISTRICT</b>	0	0	0	0	0	0	0	0	0	0	74	326			400
	0	0	0	0	0	0	0	0	0	0	0	0			0
Subtotal	0	0	0	0	0	0	0	7,028	8,000	8,436	7,077	5,302			35,843
Total to date	0	0	0	0	0	0	0	7,028	15,028	23,464	30,541	35,843			35,843
<i>Projected total to date</i>	0	0	0	0	0	0	10,000	25,000	39,056	39,056	39,056	39,056			39,056

**Pinal AMA**

<b>CAIDD</b>	0	0	0	0	0	0	0	1,500	3,000	0	0	0			4,500
	0	0	0	0	0	0	0	1,500	1,500	0	0	0			3,000
<b>HIDD</b>	0	0	0	0	0	0	1,451	332	0	0	1,217				3,000
	0	0	0	0	0	0	0	1,000	1,500	500	0	0			3,000
<b>MSIDD</b>	0	0	0	0	0	0	0	1,500	1,500	1,500	0	0			4,500
	0	0	0	0	0	0	0	3,000	0	0	0	0			3,000
	0	0	0	0	0	0	0	0	0	0	0	0			0
	0	0	0	0	0	0	0	0	0	0	0	0			0
Subtotal	0	0	0	0	0	0	1,451	3,332	4,500	1,500	0	1,217			12,000
Total to date	0	0	0	0	0	0	1,451	4,783	9,283	10,783	10,783	12,000			12,000
<i>Projected total to date</i>	0	0	0	0	0	0	0	5,500	8,500	9,000	9,000	9,000			9,000

**Tucson AMA**

<b>AVRA VALLEY</b>	0	0	0	0	0	0	617	877	47	126	0	333			2,000
	0	0	0	0	0	0	200	600	600	400	200	0			2,000
<b>LOWER SANTA CRUZ</b>	0	0	0	0	0	0	0	0	0	0	0	0			0
	0	0	0	0	0	0	0	0	0	0	0	0			0
<b>PIMA MINE ROAD</b>	0	0	0	0	0	0	0	0	0	2,050	1,147	1,103			4,300
	0	0	0	0	0	0	0	0	0	0	0	0			0
<b>CAVSARP</b>	0	0	0	0	0	0	0	0	0	0	0	0			0
	0	0	0	0	0	0	0	0	0	0	0	0			0
<b>SAVSARP</b>	0	0	0	0	0	0	0	0	0	2,902	98	2,400			5,400
	0	0	0	0	0	0	0	0	0	0	0	0			0
<b>CMID</b>	0	0	0	0	0	0	0	0	0	0	0	0			0
	0	0	0	0	0	0	0	0	0	0	0	0			0
<b>KAI FARMS - Red Rock</b>	0	0	0	0	0	0	0	0	0	0	0	0			0
	0	0	0	0	0	0	0	0	0	0	0	0			0
<b>BKW FARMS</b>	0	0	0	0	0	0	0	0	0	0	0	0			0
	0	0	0	0	0	0	0	0	0	0	0	0			0
Subtotal	0	0	0	0	0	0	617	877	47	5,078	1,245	3,836			11,700
Total to date	0	0	0	0	0	0	617	1,494	1,541	6,619	7,864	11,700			11,700
<i>Projected total to date</i>	0	0	0	0	0	0	200	800	1,400	1,800	2,000	2,000			2,000

<b>TOTAL</b>	0	0	0	0	0	0	2,068	11,237	12,547	15,014	8,322	10,355			59,543
Total to date	0	0	0	0	0	0	2,068	13,305	25,852	40,866	49,188	59,543			59,543
<i>Projected total to date</i>	0	0	0	0	0	0	10,200	31,300	48,956	49,856	50,056	50,056			50,056