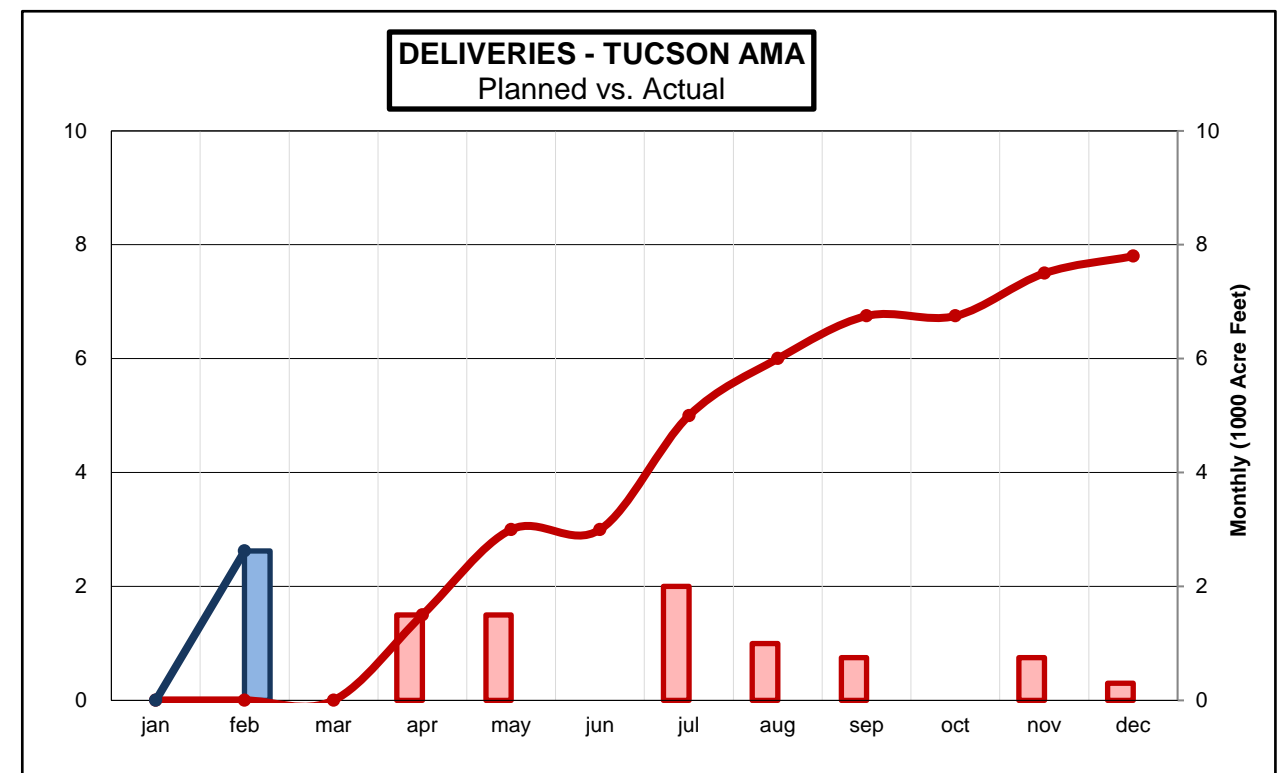
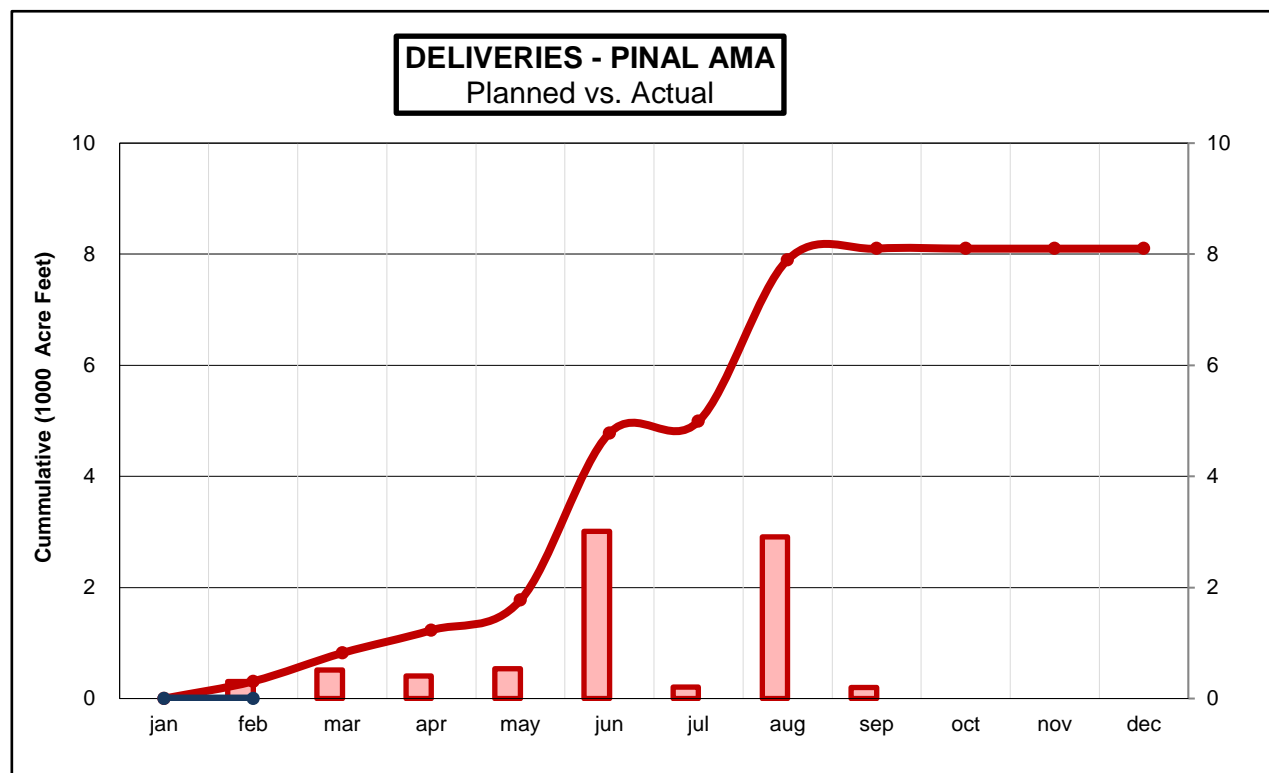
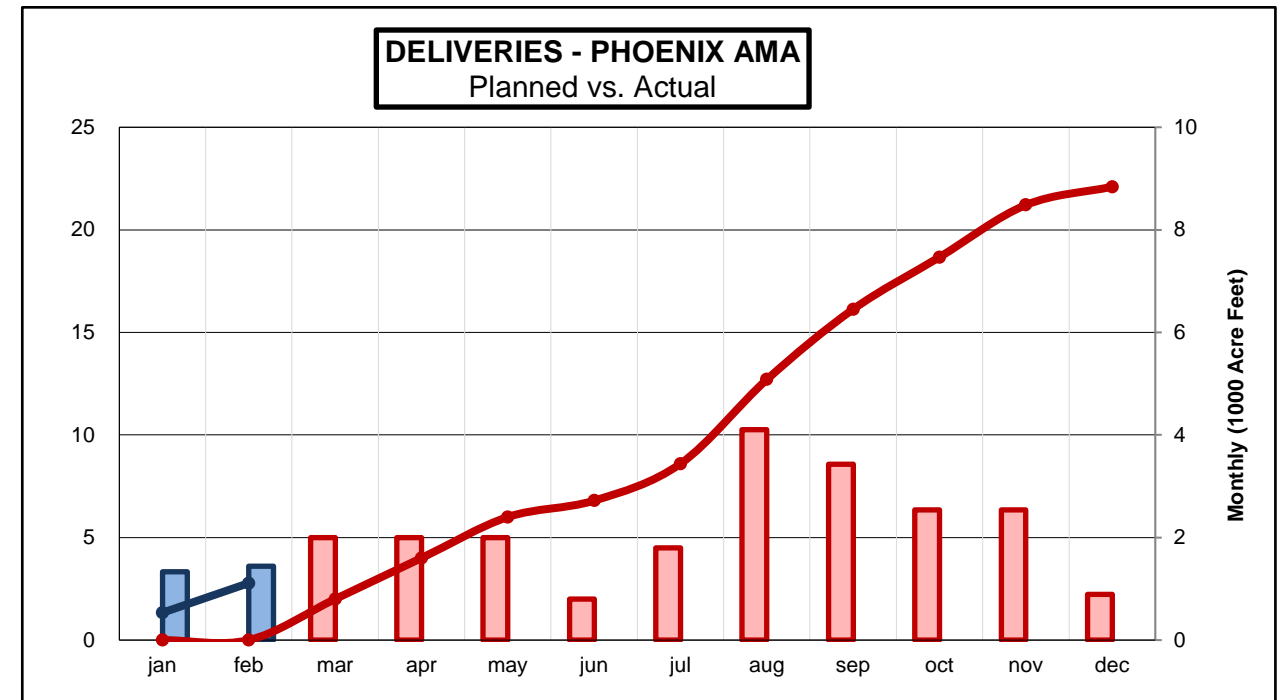
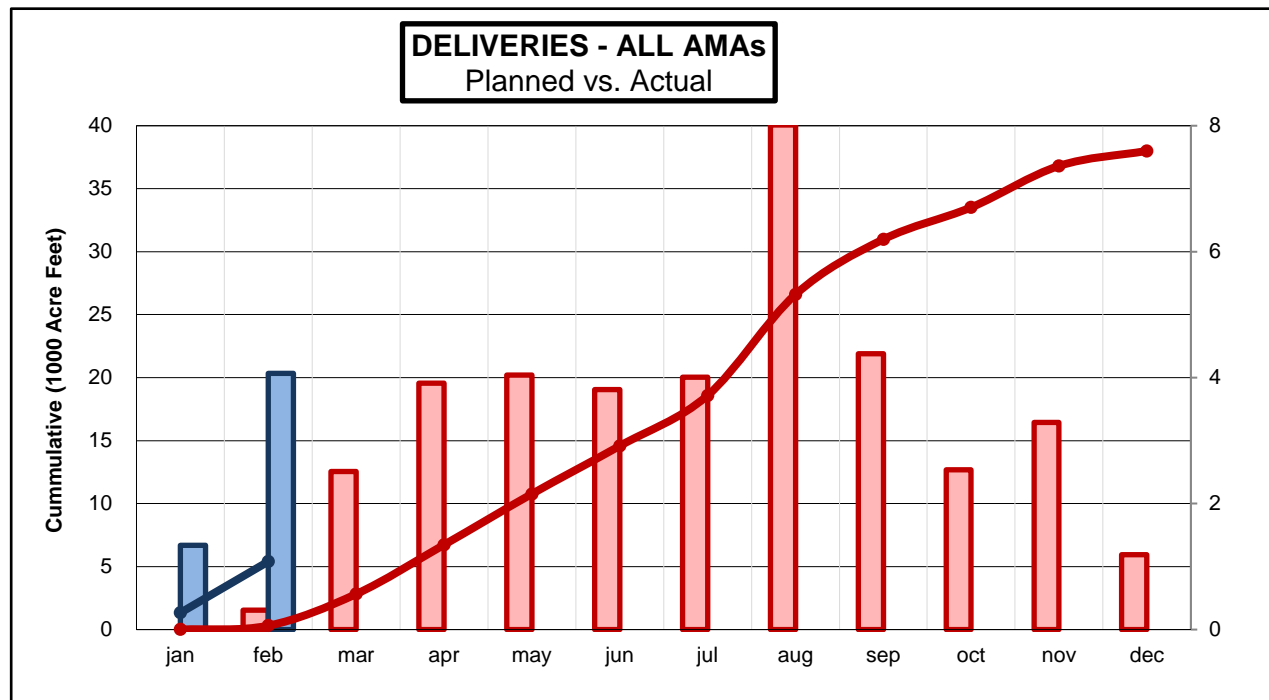


# 2018 Plan of Operation - INTRASTATE



█ PLANNED (MONTHLY)  
 █ ACTUAL (MONTHLY)  
 —●— PLANNED (CUM)  
 —●— ACTUAL (CUM)

Actual Deliveries 2018  
Plan of Operation

13-Mar-18

jan feb mar apr may jun jul aug sep oct nov dec total

**Phoenix AMA**

HIEROGLYPHIC MTNS	0	1,000														1,000
	0	0	0	0	0	800	800	800	1,340	1,240	1,290	741				7,011
AGUA FRIA	1,335	444														1,779
	0	0	0	0	0	0	1,000	1,000	1,000	1,000	1,000	0				5,000
GRUSP	0	0														0
	0	0	0	0	0	0	0	0	0	0	0	0				0
TONOPAH DESERT	0	0														0
	0	0	0	0	0	0	0	0	0	0	0	0				0
SUPERSTITION MTNS	0	0														0
	0	0	2,000	2,000	2,000	0	0	2,000	687	0	0	0				8,687
TONPAH IRRIGATION DISTRICT	0	0														0
	0	0	0	0	0	0	0	302	400	300	250	150				1,402
Subtotal	1,335	1,444	0	0	0	0	0	0	0	0	0	0				2,779
Total to date	1,335	2,779	2,779	2,779	2,779	2,779	2,779	2,779	2,779	2,779	2,779	2,779				2,779
Projected total to date	0	0	2,000	4,000	6,000	6,800	8,600	12,702	16,129	18,669	21,209	22,100				22,100

**Pinal AMA**

CAIDD	0	0														0
	0	0	0	0	0	0	0	2,700	0	0	0	0				2,700
HIDD	0	0														0
	0	0	0	0	0	2,700	0	0	0	0	0	0				2,700
MSIDD	0	0														0
	0	310	510	410	540	310	210	210	200	0	0	0				2,700
	0	0														0
	0	0	0	0	0	0	0	0	0	0	0	0				0
Subtotal	0	0	0	0	0	0	0	0	0	0	0	0				0
Total to date	0	0	0	0	0	0	0	0	0	0	0	0				0
Projected total to date	0	310	820	1,230	1,770	4,780	4,990	7,900	8,100	8,100	8,100	8,100				8,100

**Tucson AMA**

AVRA VALLEY	0	0														0
	0	0	0	0	0	0	0	0	0	0	0	0				0
LOWER SANTA CRUZ	0	2,623														2,623
	0	0	0	1,500	1,500	0	1,000	1,000	500	0	500	300				6,300
PIMA MINE ROAD	0	0														0
	0	0	0	0	0	0	0	0	250	0	250	0				500
CAVSARP	0	0														0
	0	0	0	0	0	0	0	0	0	0	0	0				0
SAVSARP	0	0														0
	0	0	0	0	0	0	0	0	0	0	0	0				0
CMID	0	0														0
	0	0	0	0	0	0	1,000	0	0	0	0	0				1,000
KAI FARMS - Red Rock	0	0														0
	0	0	0	0	0	0	0	0	0	0	0	0				0
BKW FARMS	0	0														0
	0	0	0	0	0	0	0	0	0	0	0	0				0
Subtotal	0	2,623	0	0	0	0	0	0	0	0	0	0				2,623
Total to date	0	2,623	2,623	2,623	2,623	2,623	2,623	2,623	2,623	2,623	2,623	2,623				2,623
Projected total to date	0	0	0	1,500	3,000	3,000	5,000	6,000	6,750	6,750	7,500	7,800				7,800

TOTAL	1,335	4,067	0	0	0	0	0	0	0	0	0	0				5,402
Total to date	1,335	5,402	5,402	5,402	5,402	5,402	5,402	5,402	5,402	5,402	5,402	5,402				5,402
Projected total to date	0	310	2,820	6,730	10,770	14,580	18,590	26,602	30,979	33,519	36,809	38,000				38,000