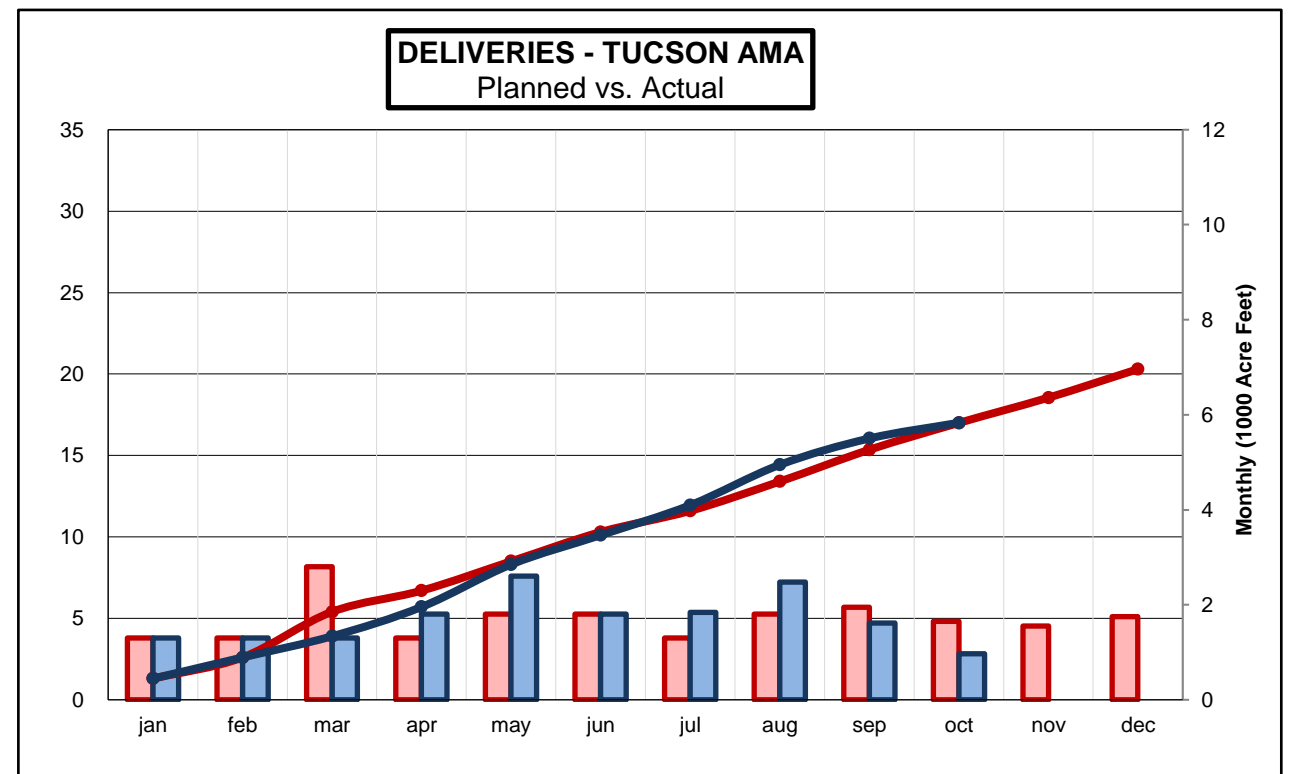
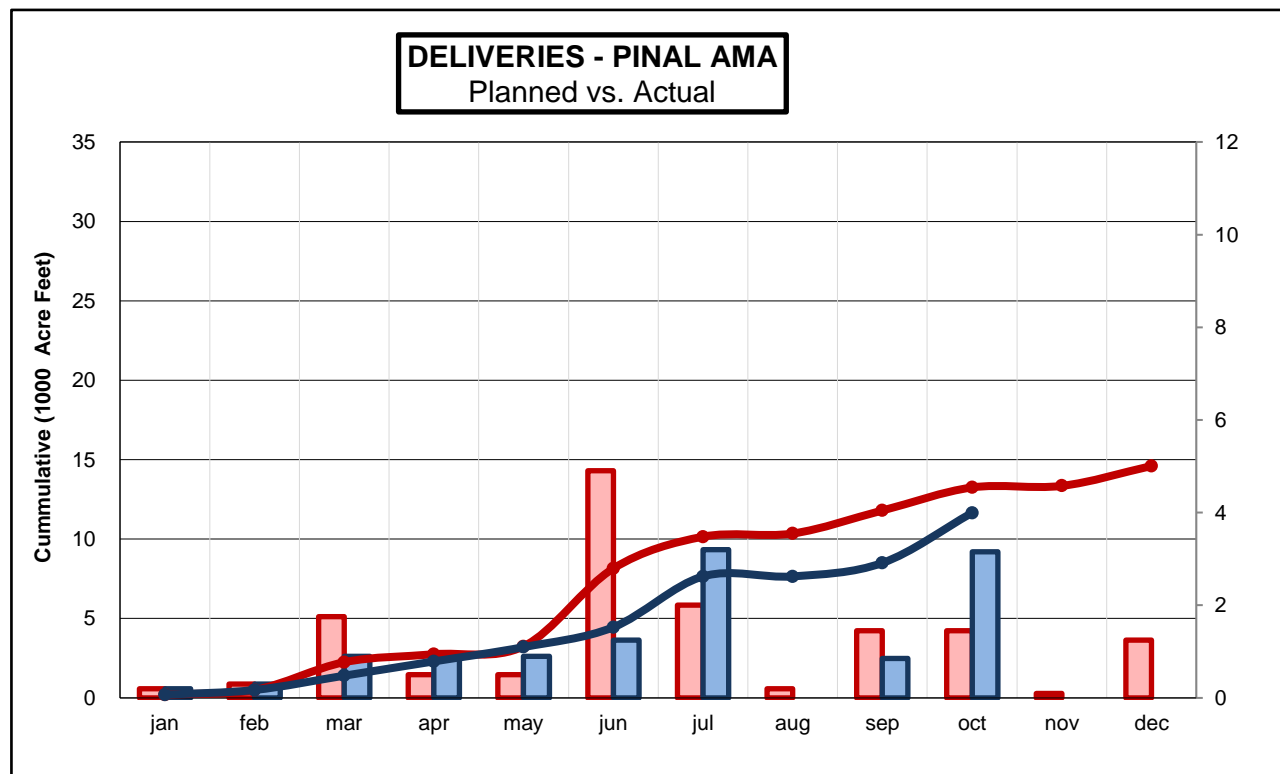
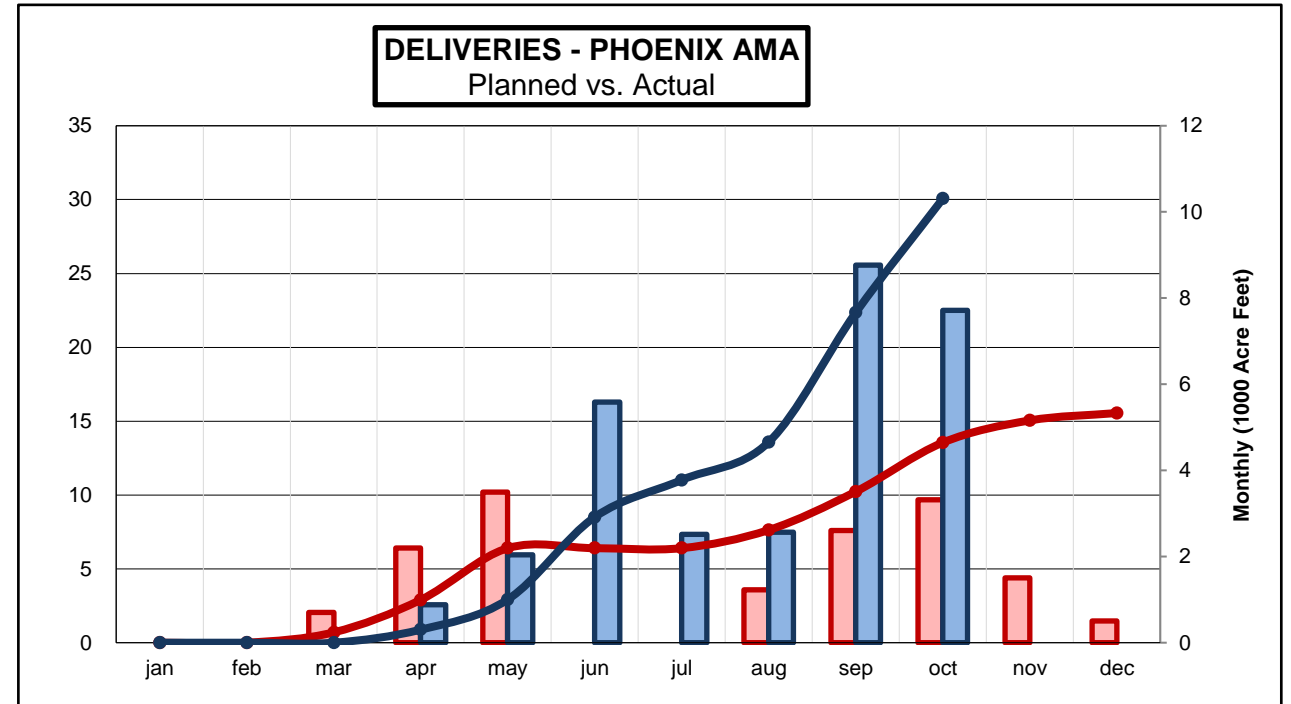
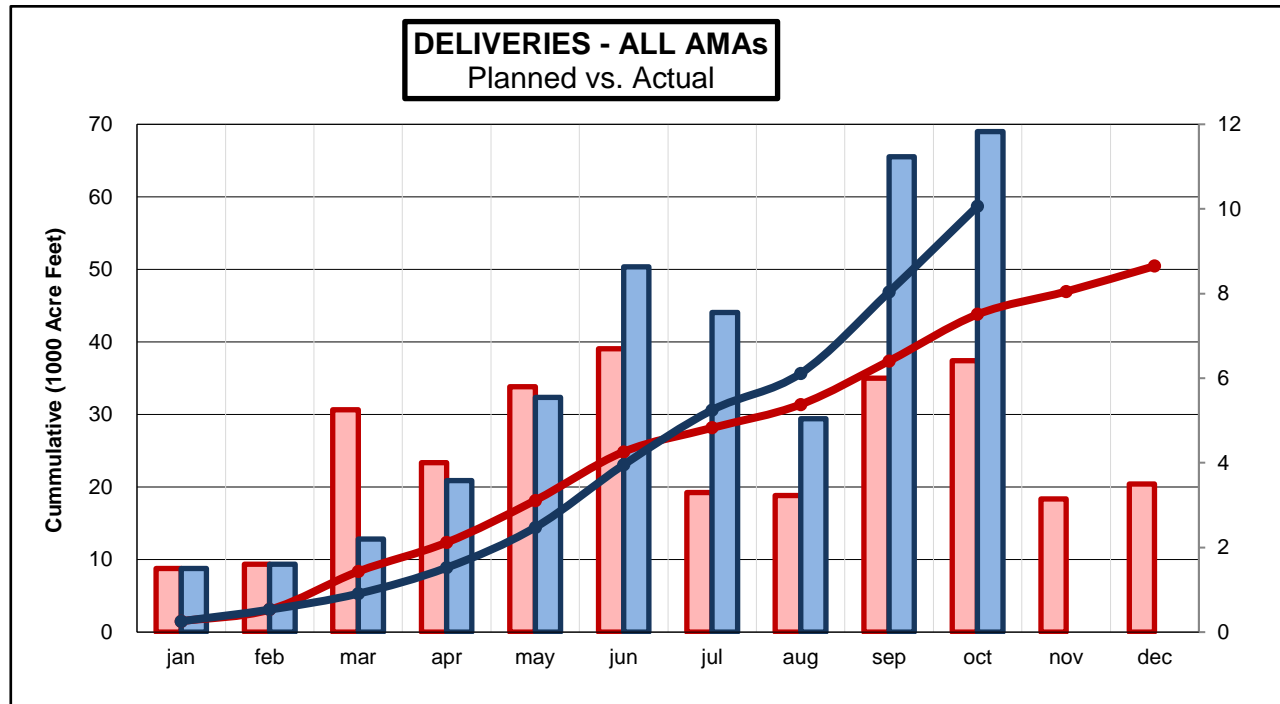


# 2015 Plan of Operation - INTRASTATE



█ PLANNED (MONTHLY)  
 █ ACTUAL (MONTHLY)  
 —●— PLANNED (CUM)  
 —●— ACTUAL (CUM)

Actual Deliveries 2015  
Plan of Operation

17-Nov-15

Phoenix AMA

	jan	feb	mar	apr	may	jun	jul	aug	sep	oct	nov	dec	total
HIEROGLYPHIC MTNS	0	0	0	0	0	2,000	0	500	169	5,112			7,781
	0	0	700	700	0	0	0	0	600	0	0	0	2,000
AGUA FRIA	0	0	0	883	623	1,199	1,179	187	3,098	1,375			8,544
	0	0	0	500	2,500	0	0	0	0	1,818	0	0	4,818
GRUSP	0	0	0	0	0	0	0	730	36	1,223			1,989
	0	0	0	0	0	0	0	0	0	500	500	500	1,500
TONOPAH DESERT	0	0	0	0	0	0	0	0	0	0			0
	0	0	0	0	0	0	0	0	0	0	0	0	0
SUPERSTITION MTNS	0	0	0	0	1,416	584	0	1,150	5,459	0			8,609
	0	0	0	1,000	1,000	0	0	0	0	0	0	0	2,000
QCID	0	0	0	0	0	1,800	1,334	0	0	0			3,134
	0	0	0	0	0	0	0	1,230	2,000	1,000	1,000	0	5,230
Subtotal	0	0	0	883	2,039	5,583	2,513	2,567	8,762	7,710	0	0	30,057
Total to date	0	0	0	883	2,922	8,505	11,018	13,585	22,347	30,057	30,057	30,057	30,057
Projected total to date	0	0	700	2,200	3,500	0	0	1,230	2,600	3,318	1,500	500	15,548

Pinal AMA

CAIDD	0	0	0	0	0	0	0	0	0	0			0
	0	0	0	0	0	3,000	200	0	0	0	0	0	3,200
HIDD	0	0	0	0	0	0	3,200	0	0	0			3,200
	0	0	0	0	0	1,600	1,600	0	0	0	0	0	3,200
MSIDD	200	300	900	900	900	0	0	0	0	1,000			4,200
	200	300	500	500	500	300	200	200	200	200	100	0	3,200
SSRB						1,250	0	0	850	2,154			4,254
	0	0	1,250	0	0	0	0	0	1,250	1,250	0	1,250	5,000
Subtotal	200	300	900	900	900	1,250	3,200	0	850	3,154	0	0	11,654
Total to date	200	500	1,400	2,300	3,200	4,450	7,650	7,650	8,500	11,654	11,654	11,654	11,654
Projected total to date	200	300	1,750	500	500	4,900	2,000	200	1,450	1,450	100	1,250	14,600

Tucson AMA

AVRA VALLEY	0	0	0	0	0	0	0	0	0	166			166
	0	0	0	0	0	0	0	0	450	450	450	450	1,800
LOWER SANTA CRUZ	0	0	0	0	1,307	0	539	0	0	0			1,846
	0	0	1,000	0	0	0	0	0	0	1,000	0	0	2,000
PIMA MINE ROAD	0	0	0	0	0	500	0	0	0	800			1,300
	0	0	500	0	0	0	0	0	0	0	0	0	500
CAVSARP	0	0	0	0	0	0	0	0	0	0			0
	0	0	0	0	0	0	0	0	0	0	0	0	0
SAVSARP	1,300	1,300	1,300	1,300	1,300	1,300	1,300	1,600	1,600	0			12,300
	1,300	1,300	1,300	1,300	1,300	1,300	1,300	1,300	1,300	0	1,000	1,300	14,000
CMID	0	0	0	0	0	0	0	880	18	0			898
	0	0	0	0	0	0	0	500	0	0	0	0	500
KAI FARMS - Red Rock	0	0	0	0	0	0	0	0	0	0			0
	0	0	0	0	500	500	0	0	0	0	0	0	1,000
BKW FARMS	0	0	0	500	0	0	0	0	0	0			500
	0	0	0	0	0	0	0	0	200	200	100	0	500
Subtotal	1,300	1,300	1,300	1,800	2,607	1,800	1,839	2,480	1,618	966	0	0	17,010
Total to date	1,300	2,600	3,900	5,700	8,307	10,107	11,946	14,426	16,044	17,010	17,010	17,010	17,010
Projected total to date	1,300	1,300	2,800	1,300	1,800	1,800	1,300	1,800	1,950	1,650	1,550	1,750	20,300
<b>TOTAL</b>	1,500	1,600	2,200	3,583	5,546	8,633	7,552	5,047	11,230	11,830	0	0	58,721
Total to date	1,500	3,100	5,300	8,883	14,429	23,062	30,614	35,661	46,891	58,721	58,721	58,721	58,721
Projected total to date	1,500	1,600	5,250	4,000	5,800	6,700	3,300	3,230	6,000	6,418	3,150	3,500	50,448