

**ARIZONA WATER BANKING AUTHORITY**  
**Wednesday, September 15, 2004**

No.	NAME (Please print)	Phone No.
1	Denise Forbes	602-440-4884
2	Harry Ruzgerian	626 285 1924
3	Kay Bousley	702-256-3107
4	Mary Myers	520-742-0416
5	Jim Peterson	(320)-297-2771
6	Mary Reece	602-216-3884
7	MARVIN COHEN	480-425-2633
8	Stephen Kot	(623) 930-2289
9	ROBERT S. SHEPHERD	(480) 325-6314
10	Marge Haberman	602-262-5351
11	Laura Chavez	602-507-3951
12	Tom McCann	623-869-2343
13	Dennis Ruda	520-791-2666
14	Dorothy Timb-Palm	775 885 5000
15	Steve Harmon	" " "
16	Bob Mc	on fl
17	Eric Dial	
18	Larry Dozier	
19	Gary Given	623869-2158
20	Brian Hennink	
21	Dave Crockett	520887 4192
22	Tom Maher	702 862-3702
23	Kathi Knox	602 926 5480
24	Kristine Stoddard	602 926 5299

No.	NAME (Please Print)	Phone No.
25	PERRI BENSHAKIS	495 5874
26	Alec Campbell	602-236-2354
27	RON WOULD	520 682 2516
28	Kenneth Senholes	520-770-3800
29	ERIK FILSINGER	602-469-4241
30	Beth Miller	on file
31	PAUL OPRK	623-465-0445
32	Summer Woodson	602 212 1800
33	Paul Li	602-254-5908
34	Cynthia Stefanovic	602-542-2669
35	Marcel Benberon	602-542-6192
36	Gregg Cooper	480-782-3580
37	Kerr, Morley	926 3171
38	Mark Myers	
39		
40		
41		
42		
43		
44		

**Arizona Water Banking Authority**  
500 North Third Street, Phoenix, Arizona 85004  
Telephone 602-417-2418  
Fax 602-417-2401  
Web Page: [www.awba.state.az.us](http://www.awba.state.az.us)

**PLEASE POST**

**NOTICE OF PUBLIC MEETING**

Pursuant to A.R.S. § 38-431.02, notice is hereby given that there will be a meeting of the Arizona Water Banking Authority Commission on September 15, 2004 at 10:00 a.m. at the Arizona Department of Water Resources, 500 North Third Street, Phoenix, Arizona 85004, third floor conference room. The meeting is open to the general public. A copy of the agenda for the meeting is posted below.

Dated this 7th day of September, 2004

**AMENDED DRAFT AGENDA**  
**Arizona Water Banking Authority Commission Meeting**

- I. Welcome/Opening Remarks
- II. Approval of Minutes of June 16, 2004 AWBA Meeting
- III. Water Banking Staff Activities
  - Deliveries
  - Status of Colorado River shortage discussions
  - Status of recovery planning process
  - Status of discussions with Nevada regarding amendment to Agreement for Interstate Water Banking
- IV. Status Update Regarding On-River Discussions
- V. Discussion Regarding Previous FY 2005 Budget Approval
  - Potential adoption of 2005 operating budget
- VI. Draft 2005 Annual Plan of Operation
  - Partner meetings
  - Public meetings
- VII. Interstate Water Banking Issues
  - California requests for ICUA in 2005
  - Discussion regarding interstate storage in 2004
- VIII. Discussion Regarding Amended 2004 Annual Plan of Operation
  - Discussion regarding inclusion of 10,000 acre feet of storage for Southern Nevada Water Authority
  - Potential approval of Amended 2004 Annual Plan of Operation
- IX. Call to Public

**Future Meeting Date:**

Thursday, December 9, 2004

\*This is a tentative agenda that is subject to change prior to the scheduled meeting date. Please contact the AWBA at (602) 417-2418, 24 hours in advance of meeting for final agenda.

*Persons with a disability may request a reasonable accommodation, such as a sign language interpreter, by contacting Nan Flores at (602) 417-2418. Requests should be made as early as possible to allow time to arrange the accommodation.*

**ARIZONA WATER BANKING AUTHORITY  
Draft Minutes**

**Summary of AWBA Meeting<sup>1</sup>  
June 16, 2004**

**Arizona Department of Water Resources**



**AUTHORITY MEMBERS**

Herbert R. Guenther, Chairman  
George R. Renner, Vice-Chairman  
Charles L. Cahoy, Secretary  
Maureen S. George  
John Mawhinney

**EX OFFICIO MEMBERS**

Representative Jake Flake  
Senator Linda Binder

---

**Welcome/Opening Remarks**

Senator Herb Guenther welcomed the attendees. All members of the Authority were present except for George Renner.

**Approval of Minutes of March 25, 2004 AWBA Meeting**

The Authority approved the minutes of the March 25, 2004 meeting.

**Water Banking Staff Activities**

Tim Henley reviewed water deliveries and stated that deliveries continue to be slightly below projected. He is working with CAP to fully use water and facility capacity early in the year in case additional water or capacity becomes available toward the end of the year.

Mr. Henley provided the Authority with an update regarding the current status of actions necessary to permit Arizona to intentionally forbear taking surpluses. He stated that Metropolitan Water District of Southern California had rejected Arizona's current offer but that they would likely not take surpluses in 2004 anyway. He also noted that this didn't mean that California was not interested in interstate water banking. There was a question about storage done to date for California and Mr. Henley replied that none had been done by the AWBA and that the agreements to do so have not yet been negotiated. All credits held by California were stored pursuant to the demonstration project between California and the CAP. Mr. Henley reviewed that process by which those credits would be recovered. There was a question regarding the surplus declaration for the Colorado River. Mr. Henley stated that 2004 was declared a limited surplus based on reservoir levels but neither Nevada nor California projected using surplus water. For 2005, the Annual Operating Plan discussions are taking place but no declaration has been made yet. Again, the perception is that if a surplus is declared in 2005, neither Nevada nor California would utilize surplus water.

Mr. Henley informed the Authority that the 2004 Plan of Operation included some additional storage at the Hohokam Irrigation and Drainage District (HIDD) for which HIDD paid additional money in their cost share. This was done because the district needed additional water and could pay more for it. Currently, HIDD is contemplating a deal with Pinal County Water Augmentation Authority that would transfer that additional water from the AWBA to them. The Augmentation Authority would use credits that they accrued for municipal entities in Pinal County.

Mr. Henley briefly noted that there has not been much action taken with regard to the Indian Firing Technical Committee. Action will continue taking place on a schedule compatible with the federal legislation.

---

<sup>1</sup> Please note that these are not formal minutes but a summary of discussion and action of the meeting. Official minutes are prepared prior to the next Authority meeting and are approved at that meeting.

## Discussion Regarding Water Management Objectives for the Tucson and Phoenix Active Management Areas

The Authority had previously questioned whether or not firming of M&I supplies could be considered a water management objective, thus permitting utilization of credits accrued with withdrawal fees for firming. At the last AWBA meeting Mr. Henley had informed the Authority that it was not prohibited. To that end, the Phoenix GUAC has discussed the issue in an introductory/informational manner. It will be discussed further at the next GUAC meeting. In Tucson, the issue has been taken to the IPAG and it seems that there is consensus regarding the benefit of using withdrawal fees for firming. However, there is not consensus regarding the facilities to be utilized. It is anticipated that there will be additional information and guidance from ADWR at the next AWBA meeting.

There was a question regarding whether the Pinal GUAC had discussed using some of the withdrawal fees for their 15,000 acre foot obligation under the Gila River settlement. Mr. Henley stated that there had been none that he was aware of, but that there wouldn't need to be because that use is statutorily authorized.

## Discussion Regarding Ten-Year Plan 2005-2014

Mr. Henley reviewed the statutory requirement for inclusion of the ten year plan in the annual report and stated that it is a requirement but likely not critical at this time as other banking activities have not been occurring. He identified key components of this ten year plan: (1) includes a less aggressive demand schedule for the CAGRDR replenishment reserve; (2) includes decreased availability of incentive recharge water based on current CAWCD discussions; (3) AWBA's activities become money constrained in the near future, not water or facility capacity; (4) includes a component for interstate water banking for Nevada; and (5) does not include recovery component because no impacts to M&I predicted within the planning period.

Discussion regarding the plan is summarized below.

1. Comment regarding timeframe for development and distribution of the ten year plan leaving insufficient time for response. Might be helpful to survey the AWBA's constituency to determine if adequate time was available.
2. Comment regarding stronger language regarding recovery and planning for recovery. The Authority requested that staff strengthen the language regarding recovery and begin coordinating with CAP staff regarding recovery. Mr. Henley stated that staff would work on drafting a letter to CAP regarding instituting a more formal recovery process.

## 2003 Annual Report

Gerry Wildeman reviewed the 2003 Annual Report, informed the Authority that comments received had been incorporated, and noted that the interstate water banking credits would be changed to 111,098 acre feet. The Authority requested that staff develop a table that identifies credits by potential use and identifies how close the AWBA is towards meeting goals associated with use of credits. There was also a question regarding why average annual cost to obtain a credit is increasing at the rate it is. Mr. Henley stated that it is due to rising water costs and increased storage at underground savings facilities. A motion was made that the Authority approve the Annual Report and Ten Year Plan with changes discussed in the meeting and transmit it to the required entities. The motion was adopted.

## FY 2005 Operating Budget

Mr. Henley reviewed the budget and noted that for 2005 there is the cover sheet and summary sheets that provide more detailed information. He informed the Authority that preparing this 2005 budget presented some challenges as CAP began retaining the 4¢ *ad valorem* tax revenues in June of 2003

and the legislature approved a \$9 million transfer from the AWBA fund. The end result is that carryover from previous years will essentially be eliminated in FY 2005 resulting in what looks like deficit budget. However, the CAP has agreed to utilize the retained tax revenues to offset O&M costs to the AWBA leading to reduced water costs for AWBA water. Mr. Henley stated that he was unsure of the best way to illustrate this and presented it in this manner to obtain input from the Authority. Maureen George stated that she felt uncomfortable adopting a deficit budget and also wanted to make sure that CAP gave the AWBA the discount before water was recharged. Mr. Henley stated that would be taken care of in conjunction with the 2005 Annual Plan of Operation. Chuck Cahoy also expressed discomfort at the Authority adopting a deficit budget. Mr. Henley stated that he would re-do the FY 2005 water delivery budget but requested that the Authority approve the administrative budget in the current form. This would allow salaries, etc. to be paid until such time as the water budget was adopted. There was a comment from the audience that the Authority may want to consider hiring a consultant to assist in preparing the budget. A motion was made to approve the administrative budget as presented and to schedule a special meeting to approve an amended water delivery budget at a later date. The motion was adopted.

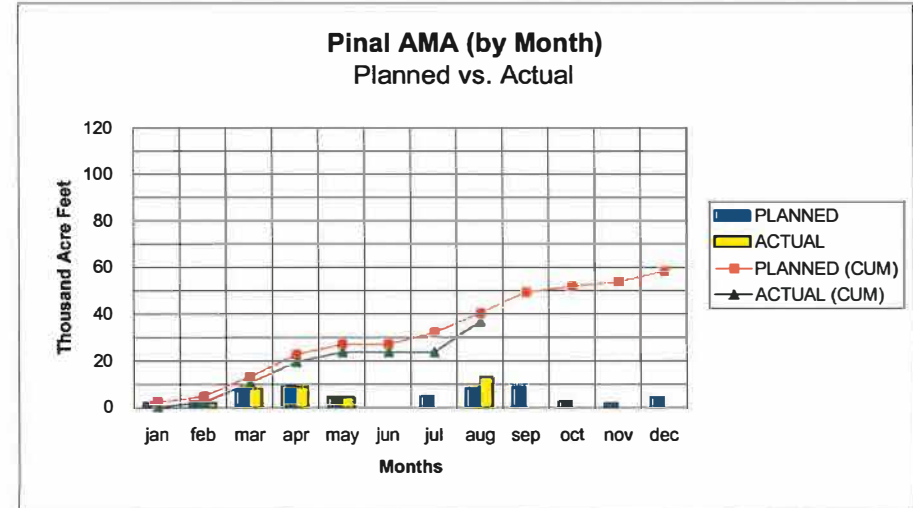
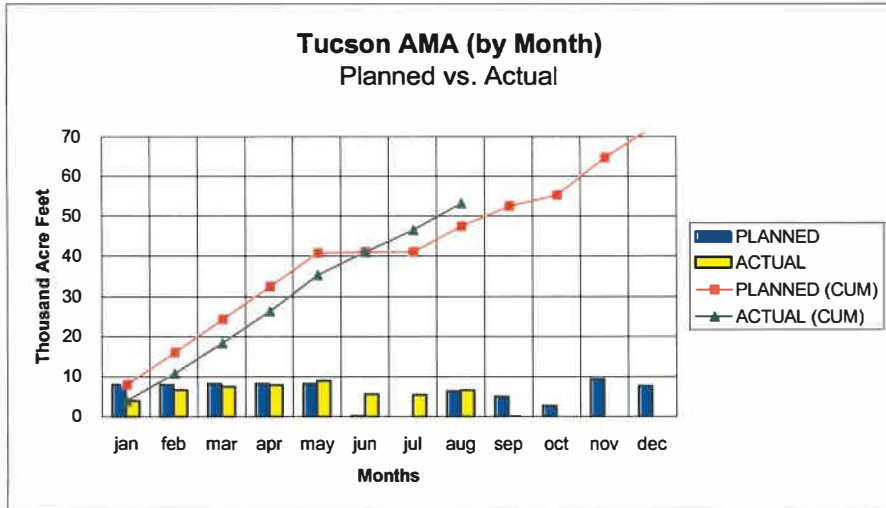
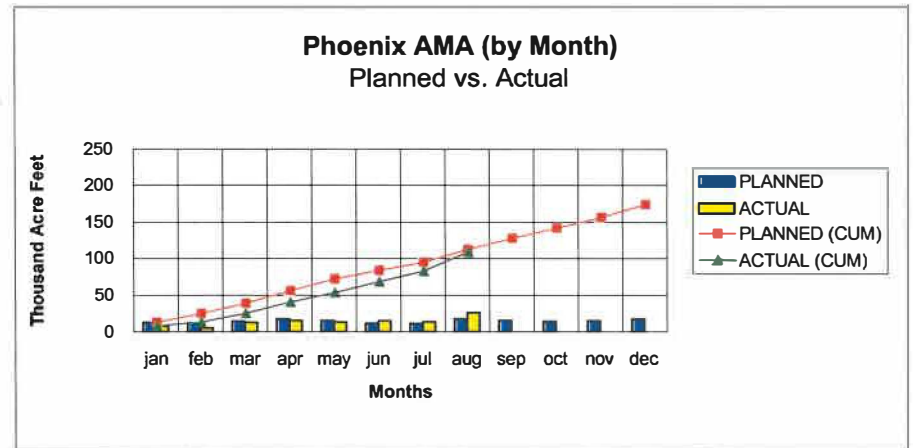
### **Status of Current On-River Firming Discussions**

Mr. Henley noted that these discussions have continued as the question of the security of credits accrued through expenditure of general fund appropriations is uncertain. The Authority passed a resolution in the past that identified priorities of use for the general fund credits. Mr. Henley described one process by which the credits could be held in reserve for on-river firming. Specifically, the process would: (1) require a three party agreement between the AWBA, the CAP and one of more on-river entities; (2) require that CAP agree to accept shortages for the on-river users; (3) require on-river entities pay some fee because the credits must be replaced and it is anticipated that a revolving fund would be created; (4) CAWCD would ask the AWBA to transfer the appropriate number of credits to them; and (5) the AWBA would agree to transfer the credits. Ms. George stated that the goal of the river communities is to be at the same place as everyone else with regard to firming, to establish the revolving fund, and to provide some protection for the credits. Mr. Cahoy stated that he thought this issue should be briefed and discussed at the next AWBA meeting. Mr. Henley replied that there would be a status update at the September meeting with possible approval of an agreement at the December meeting. Senator Guenther stated that he would like to see action on this issue before the end of the year and directed staff to continue the process of identifying options and potentially developing the necessary agreements.

### **Call to the Public**

There was no additional public comment. The meeting concluded at 12:10 p.m.

# 2004 Plan of Operation





Actual deliveries updated  
Plan of Operation

13-Sep-04  
1-Jan-04

	jan	feb	mar	apr	may	jun	jul	aug	sep	oct	nov	dec	total
<b>Phoenix AMA</b>													
GRUSP	3,623	2,850	5,076	5,240	4,635	4,404	6,631	7,711	0	0	0	0	40,170
	4,166	4,166	4,166	4,166	4,166	4,166	4,166	4,166	4,166	4,166	4,166	4,174	50,000
AGUA FRIA	1,006	0	0	1,434	1,085	4,328	391	2,666	0	0	0	0	10,910
	2,500	1,500	500	3,750	3,750	3,000	3,000	2,550	2,800	1,700	1,750	3,750	30,550
CHCID	0	0	0	0	0	0	129	173	0	0	0	0	302
	0	0	50	50	50	100	75	75	50	83	0	0	533
NMIDD	618	1,178	4,742	5,679	4,000	3,339	4,094	9,626	0	0	0	0	33,276
	2,500	3,000	6,100	6,100	4,000	1,500	1,500	4,500	5,500	5,500	3,500	3,500	47,200
QCID	0	0	0	0	0	207	0	2,725	0	0	0	0	2,932
	0	0	0	0	0	0	0	3,501	2,000	800	960	1,600	8,861
TID	0	0	0	0	0	0	0	264	0	0	0	0	264
	0	0	0	0	0	0	0	0	0	1,000	1,000	1,000	3,000
SRP	800	800	800	800	800	0	0	800	0	0	0	0	4,800
	800	800	800	800	800	0	0	800	800	800	800	800	8,000
HIEROGLYPHIC	1,711	444	2,004	2,201	2,576	2,652	2,442	2,132	0	0	0	0	16,162
	2,700	2,700	2,700	2,700	2,700	2,700	2,200	2,000	0	0	2,700	2,700	25,800
<b>Subtotal</b>	<b>7,758</b>	<b>5,272</b>	<b>12,622</b>	<b>15,354</b>	<b>13,096</b>	<b>14,930</b>	<b>13,687</b>	<b>26,097</b>	<b>0</b>	<b>0</b>	<b>0</b>	<b>0</b>	<b>108,816</b>
<b>Total to date</b>	<b>7,758</b>	<b>13,030</b>	<b>25,652</b>	<b>41,006</b>	<b>54,102</b>	<b>69,032</b>	<b>82,719</b>	<b>108,816</b>	<b>108,816</b>	<b>108,816</b>	<b>108,816</b>	<b>108,816</b>	<b>108,816</b>
<i>Projected total to date</i>	<i>12,666</i>	<i>24,832</i>	<i>39,148</i>	<i>56,714</i>	<i>72,180</i>	<i>83,646</i>	<i>94,587</i>	<i>112,179</i>	<i>127,495</i>	<i>141,544</i>	<i>156,420</i>	<i>173,944</i>	<i>173,944</i>
<b>Pinal AMA</b>													
CAIDD	0	0	0	0	0	0	0	6,724	0	0	0	0	6,724
	0	0	0	0	0	0	5,000	5,000	3,500	1,000	1,000	1,200	16,700
MSIDD	0	1,020	2,780	3,040	3,500	0	0	6,360	0	0	0	0	16,700
	0	1,020	2,780	3,040	3,500	0	0	3,400	2,040	610	0	310	16,700
HIDD	277	991	5,572	5,792	750	0	0	0	0	0	0	0	13,382
	2,250	1,700	5,500	6,500	750	0	0	0	3,300	1,000	1,000	3,000	25,000
<b>Subtotal</b>	<b>277</b>	<b>2,011</b>	<b>8,352</b>	<b>8,832</b>	<b>4,250</b>	<b>0</b>	<b>0</b>	<b>13,084</b>	<b>0</b>	<b>0</b>	<b>0</b>	<b>0</b>	<b>36,806</b>
<b>Total to date</b>	<b>277</b>	<b>2,288</b>	<b>10,640</b>	<b>19,472</b>	<b>23,722</b>	<b>23,722</b>	<b>23,722</b>	<b>36,806</b>	<b>36,806</b>	<b>36,806</b>	<b>36,806</b>	<b>36,806</b>	<b>36,806</b>
<i>Projected total to date</i>	<i>2,250</i>	<i>4,970</i>	<i>13,250</i>	<i>22,790</i>	<i>27,040</i>	<i>27,040</i>	<i>32,040</i>	<i>40,440</i>	<i>49,280</i>	<i>51,890</i>	<i>53,890</i>	<i>58,400</i>	<i>58,400</i>
<b>Tucson AMA</b>													
Avra Valley	333	671	652	390	557	588	709	668	0	0	0	0	4,568
	650	650	650	650	650	0	0	650	650	350	650	650	6,200
Clearwater	0	1,500	1,500	1,500	1,500	0	0	0	0	0	0	0	6,000
	1,150	1,150	1,150	1,150	1,150	0	0	0	0	0	3,000	1,250	10,000
Pima Mine	1,712	1,049	1,672	2,285	2,526	1,268	843	2,055	0	0	0	0	13,410
	2,600	2,600	2,600	2,600	2,600	0	0	2,600	1,600	1,300	2,200	2,200	22,900
Lower Santa Cruz	1,987	3,549	3,739	3,739	3,749	3,801	3,955	3,972	0	0	0	0	28,491
	3,600	3,600	3,600	3,600	3,600	0	0	3,200	2,800	1,100	3,600	3,600	32,300
Kai Red Rock	0	0	0	29	695	0	0	0	0	0	0	0	724
	0	0	250	250	250	250	0	0	0	0	0	0	1,000
<b>Subtotal</b>	<b>4,032</b>	<b>6,769</b>	<b>7,563</b>	<b>7,943</b>	<b>9,027</b>	<b>5,657</b>	<b>5,507</b>	<b>6,695</b>	<b>0</b>	<b>0</b>	<b>0</b>	<b>0</b>	<b>53,193</b>
<b>Total to date</b>	<b>4,032</b>	<b>10,801</b>	<b>18,364</b>	<b>26,307</b>	<b>35,334</b>	<b>40,991</b>	<b>46,498</b>	<b>53,193</b>	<b>53,193</b>	<b>53,193</b>	<b>53,193</b>	<b>0</b>	<b>53,193</b>
<i>Projected total to date</i>	<i>8,000</i>	<i>16,000</i>	<i>24,250</i>	<i>32,500</i>	<i>40,750</i>	<i>41,000</i>	<i>41,000</i>	<i>47,450</i>	<i>52,500</i>	<i>55,250</i>	<i>64,700</i>	<i>72,400</i>	<i>72,400</i>
<b>TOTAL</b>	<b>12,067</b>	<b>14,052</b>	<b>28,537</b>	<b>32,129</b>	<b>26,373</b>	<b>20,587</b>	<b>19,194</b>	<b>45,876</b>	<b>0</b>	<b>0</b>	<b>0</b>	<b>0</b>	<b>198,815</b>
<b>Total to date</b>	<b>12,067</b>	<b>26,119</b>	<b>54,656</b>	<b>86,785</b>	<b>113,158</b>	<b>133,745</b>	<b>152,939</b>	<b>198,815</b>	<b>198,815</b>	<b>198,815</b>	<b>198,815</b>	<b>198,815</b>	<b>397,630</b>
<i>Projected total to date</i>	<i>22,916</i>	<i>45,802</i>	<i>76,648</i>	<i>112,004</i>	<i>139,970</i>	<i>151,686</i>	<i>167,627</i>	<i>200,069</i>	<i>229,275</i>	<i>248,684</i>	<i>275,010</i>	<i>304,744</i>	<i>304,744</i>

**Arizona Water Banking Authority**  
500 North Third Street, Phoenix, Arizona 85004  
Telephone 602-417-2418  
Fax 602-417-2401



AUTHORITY MEMBERS  
Herbert R. Guenther, Chairman  
George R. Renner, Vice Chairman  
Charles L. Cahoy, Secretary  
Maureen R. George  
John Mawhinney

EX OFFICIO MEMBERS  
Senator Linda Binder  
Representative Jake Flake

July 29, 2004

David S. "Sid" Wilson, Jr., General Manager  
Central Arizona Project  
P.O. Box 43020  
Phoenix, Arizona 85080-3020

Dear Sid:

Subject: Recovery of Long-term Storage Credits

As you might expect, the on-going drought and discussions regarding Colorado River shortages have brought the issue of recovery of long-term storage credits stored by the Arizona Water Banking Authority (AWBA) to the forefront. Constituents of both the AWBA and the Central Arizona Project (CAP) are becoming increasingly concerned that a recovery plan detailing the manner in which credits will be recovered to insure firming of municipal and industrial supplies has not been developed. Furthermore, as the AWBA's long-term storage credit balance continues to increase, the AWBA's constituents have stated that future AWBA Plans of Operation should take into consideration the ability to recover the credits when they are needed.

As the AWBA is not statutorily authorized to hold recovery well permits, the role that the AWBA can play in the actual recovery process is greatly limited. However, the AWBA believes that a recovery plan is necessary and is willing to participate in its development. To that end, the AWBA requests that CAP initiate a process for development of a general recovery plan in the near future and is willing to provide staff assistance as needed.

Please do not hesitate to contact either myself at (602) 417-2410 or Tim Henley, Manager of the AWBA at (602) 417-2418, if you have any questions or concerns. I thank you in advance for your consideration of this request.

Sincerely,


Herbert R. Guenther, Chairman  
Arizona Water Banking Authority



# CENTRAL ARIZONA PROJECT

P.O. Box 43020 • Phoenix, Arizona 85080-3020 • 23636 North Seventh Street (85024)  
(623) 869-2333 • www.cap-az.com

August 17, 2004



cc Tim Henley

Mr. Herb Guenther  
Chairman  
Arizona Water Banking Authority  
500 North Third Street  
Phoenix, AZ 85004

Subject: Recovery of Long-term Storage Credits

Dear Herb:

We understand that the continuing drought has increased the focus on the Arizona Water Banking Authority (AWBA) storage activities and raised interest in the recovery of stored water when and if needed. Our agencies are aware that considerable work has been accomplished on conceptual plans and some physical plans. The most notable work includes: 1) a Bookman-Edmonston study done for Maricopa-Stanfield Irrigation and Drainage District (MSIDD) to demonstrate the use of irrigation district wells in Pinal County; 2) work done by and for the AWBA recovery subcommittee; and 3) specific recovery plans for California or Nevada that were implemented in 2003 and reported at the March 25, 2004, AWBA meeting. It is timely to review existing information and add new information to prepare an up-to-date report with concepts and plans for recovery that can help guide our storage and recovery planning for the next decade or two.

I have designated Larry Dozier to work with Tim Henley to organize a team to develop the desired report. Our initial thoughts are a team composed of two CAP staff members, one AWBA staff member, and perhaps one ADWR staff member, with guidance from Larry and Tim, will be sufficient with some additional resources as needed. With your concurrence, Larry will be contacting Tim to initiate the process.

Sincerely,

David S. "Sid" Wilson, Jr.  
General Manager

LRD/jlm  
G:\data\gm\dozier\genccorresp\Recovery of Long Term Storage.doc

**POTENTIAL AMENDMENTS TO THE INTERSTATE BANKING AGREEMENT WITH NEVADA**

<b>Issue</b>	<b>Current Agreement</b>	<b>Proposed Agreement</b>	<b>Comments</b>
1) Amount Stored	1.2 maf, if possible. Currently 61,098 AF of credits plus additional 50,000 AF of credits previously stored by CAP.	1.2 maf, guaranteed.	No change in total amount
2) Storage Priority	Best efforts, depends on availability of water and storage facilities after "addressing" Arizona's water management goals	Guaranteed availability	AZ guarantees availability by doing NV storage earlier or acquiring other supplies if NV needs water before storage is accomplished
3) Source of water supply	Colorado River water excess to other needs within AZ and CAP Unused Nevada allocation	Colorado River water, same as current agreement but an alternate interim source might be needed	If no excess available in next 10 yrs. or so, alternate supply might be needed but AZ would store excess at some future time
4) Cost of Storage	Full costs, full O&M, M&I Capital, actual energy, tax equivalency, recharge site O&M and capital. Invoiced monthly during year of storage. Reconciled to actual cost and actual water after year-end. About \$180/af in 2005	Full cost plus. \$/AF payment that would cover the full cost of storing the water plus additional cost to mitigate the risk of the guarantee. Payment to be made with initial payment and 10 equal annual payments	Designed to provide full payment to CAP with minimal risk for future cost increases and acquire additional water if needed to meet the guarantee.
5) Recovery Plan - CAP recovers stored water for customers. NV uses additional Colorado River water; AZ uses less Colorado River water	Not to exceed 100,000 af/yr. Ramp down to 60,000, then 40,000 when remaining stored credits drop to 400,000 af then 200,000 af	Initially 20,000 af/yr, 2008 to 2011 30,000 af/yr, not to exceed 40,000 af/yr after 2011	Substantially reduces Arizona's needs to commit recovery facilities for NV needs and allows orderly development of facilities over time.
6) Recovery Cost	NV pays any costs for recovery incurred by CAWCD at the time of recovery. This includes construction of facilities, O&M, energy, etc. for cost to recover stored water and return to the canal or to a CAP customer	No change	If CAP is recovering for other purposes, NV pays a "proportionate" share of cost. CAP avoids the cost of energy that would have been used to bring Colorado River from Lake Havasu to the point of return of stored water
7) Recovery during an official Colorado River shortage	CAP would not recover for NV uses above their base 300,000 af allocation. Only recover to restore 300,000 af use. Estimated at 20,000 af/yr in shortage as opposed to up to 100,000 af/yr in normal supplies	CAP would recover sufficient supply to allow NV to use 340,000 af. The base 300,000 af allocation plus the 40,000 af/yr, the new recovery limitation. Maximum recovery estimate at 60,000 af/yr	Part of the guarantee. Maximum recovery still far less than the original 100,000 af/yr. If NV relies on this supply to make up for shortages it will deplete the 1.2 maf quicker
8) Status of Nevada's 50,000 af credits for Demonstration Program	NV has available 50,000 af of credits earned in the 1992-1995 Demonstration Program that are in addition to the 1.2 maf	No change	Payment arrangements and other agreements provided that NV would not pay an additional recovery cost

## Briefing Paper on Status of On-River Firming Discussion

### Background Information

#### *Number of Firming Credits Needed*

In the November 1, 1997 Interim Report of the AWBA Study Commission, a variety of modeling scenarios were utilized yielding a cumulative shortage to on-river users ranging from 21,000 to 779,000 AF. The diversion method for calculating the shortage to P4 users based on the U.S. Bureau of Reclamation shortage sharing assumption had a cumulative shortage of 420,000 AF. This scenario was the “middle of the road” scenario and the USBR assumption was the more conservation assumption.

In January 1998, Tim Henley prepared a memo that detailed the *pro rata* distribution of the 420,000 AF of credits between the three counties and recommended that the credits accrued in 1997 be distributed 144,000 AF to Mohave County (96%), 4,500 AF to La Paz County (3%) and 1,500 AF (1%) to Yuma County. On January 21, 1998, the AWBA adopted the 1997 distribution and the 420,000 AF recommendation. In January of 2002, the AWBA passed Resolution 2002-1 that restated the January 1998 recognition of 420,000 AF as a reasonable number of credits and established priorities of use for general fund credits. The first priority was to develop and set aside a reasonable number of credits for on-river M&I use.

#### *Statutory Responsibilities and Obligations*

Pursuant to Arizona Revised Statutes (A.R.S.) §45-2457, the AWBA shall reserve a reasonable number of long-term storage credits accrued with general fund appropriations for the benefit of M&I users of Colorado River water that are outside of the tri-county CAP (“on-river users”). The AWBA may distribute the credits to make water available to the on-river users if they would otherwise suffer a shortage and if the AWBA collects reimbursement sufficient to replace the distributed credits. Replacement is required by statute.

In addition to the replacement cost for the long-term storage credits, A.R.S. § 48-3715 provides for payment of a fee to be paid in lieu of property taxes. This fee applies to CAP water delivered outside of the tri-county CAP service area. Also, pursuant to A.R.S. § 45-2457, the AWBA may use credits accrued with general fund appropriations for CAP M&I subcontractors in times of shortage (subject to replacement), may use them to implement the settlement of Indian water right claims and may extinguish them to fulfill the water management objectives of the state

#### *Recent Discussions*

At the June 16, 2004 AWBA meeting, discussion centered around development of an agreement (or agreements) to permit transfer of general fund credits currently held by the AWBA to the CAP on behalf of the on-river users. Such a transfer would provide on-river users with the assurance that the credits would not be used for other statutorily permitted purposes.

## Requirements for Transfer Agreements

At the June AWBA meeting, Tim Henley identified components that he perceived would need to be included in a transfer agreement. The following components were identified:

1. Three party agreement between the AWBA, the CAP and the on-river user.
2. The CAP would agree to accept all shortages for on-river users.
3. A replacement fee would be paid. A fee would be paid for in lieu taxes.
4. CAP would request the AWBA to transfer credits and the AWBA would agree to such transfer.
5. The AWBA would replace the credits in a timely manner.

Since the June meeting, AWBA staff have coordinated with CAP staff in the development of a draft agreement.

**ARIZONA WATER BANKING AUTHORITY**  
 (FY 2005 - July 2004 thru June 2005)

<b>FY 2005 ADMINISTRATIVE BUDGET</b>	<b>\$594,300</b>
<b>FY 2005 WATER RECHARGE BUDGET (250 kaf)</b>	<b>\$16,750,300</b>
<b>TOTAL FY 2005 AUTHORITY BUDGET</b>	<b>\$17,344,600</b>

<b>TOTAL EXPECTED REVENUES</b>	<b>\$5,314,300</b>
<b>CARRYOVER / (DEFICIT) from PREVIOUS YEARS</b>	<b>\$14,045,200</b>

**4 cent tax**

Maricopa	\$11,120,200
Pinal	\$0
Pima	\$2,925,000

**Withdrawal Fee**

Phoenix AMA	\$0
Pinal AMA	\$0
Tucson AMA	\$0

<b>TOTAL REVENUES AVAILABLE</b>	<b>\$19,359,500</b>
---------------------------------	---------------------

**FY 2005 CARRYOVER / (DEFICIT)**

**4 cent tax**

Maricopa	<b>\$2,609,200</b>
Pinal	<b>\$0</b>
Pima	<b>\$0</b>

**Withdrawal Fee**

Phoenix AMA	<b>\$0</b>
Pinal AMA	<b>\$0</b>
Tucson AMA	<b>\$0</b>

## ARIZONA WATER BANKING AUTHORITY

**FY 2005 ADMINISTRATIVE BUDGET****\$594,300**

## STAFFING

	Total FTE	Cost
Department of Water Resources Cost of Services		<b>\$507,000</b>
Personnel Services	4.5	\$245,800
Water Bank Manager		
Water Bank Technical Administrator		
Administrative Assistant		
Attorney		
Employee Related Expenditures (at 28.75% of Personnel Services)		\$70,700
Indirect Cost (at 60.20% of Personnel Service & ERE)		\$190,500
Central Arizona Project Cost of Services		<b>\$10,000</b>
Personnel Services & ERE		\$10,000
Water System Engineer		
Customer Service Coordinator		
Hydrologist		
Administrative Support		
<b>Subtotal Staffing</b>		<b>\$517,000</b>

## OTHER COSTS

Professional & Outside Services		<b>\$50,000</b>
Travel		<b>\$20,700</b>
Instate Travel		\$14,750
Out of State Travel		\$5,950
Other Operating Expenses		<b>\$6,600</b>
Standard per employee	4.5	\$600
Miscellaneous		\$3,900
Equipment		<b>\$0</b>
		\$0
<b>Subtotal Other Costs</b>		<b>\$77,300</b>



## Attachment 2005-3

## ARIZONA WATER BANKING AUTHORITY

## TRAVEL

	Meetings	\$/Meeting	Cost	
<b>INSTATE TRAVEL</b>				
Authority Members				
Chuck Cahoy	5	\$0	\$0	
Maureen George	5	\$250	\$1,250	
Herb Guenther	5	\$0	\$0	
John Mawhinney	5	\$100	\$500	
George Renner	5	\$0	\$0	
<b>Subtotal</b>			<b>\$1,750</b>	
Authority Staff				
Manager	5	\$0	\$0	
	6	\$400	\$2,400	(Las Vegas)
Technical Administrators	10	\$0	\$0	
	8	\$150	\$1,200	(Las Vegas)
Admin Assistant	5	\$0	\$0	
Other Support	2	\$400	\$800	
Motor Pool			\$1,600	
<b>Subtotal</b>			<b>\$6,000</b>	
<b>Motor Pool</b>			<b>\$7,000</b>	
<b>Instate Total</b>			<b>\$14,750</b>	
<b>OUT OF STATE TRAVEL</b>				
Authority Members	No out of state travel is anticipated for Authority Members			
Authority Staff				
Manager	3	\$600	\$1,800	(California)
	3	\$1,200	\$3,600	(Other)
Technical Administrators	1	\$550	\$550	
Other Support	2	\$800	\$1,600	
<b>Total Out of State</b>			<b>\$5,950</b>	
<b>Total Travel</b>			<b>\$20,700</b>	

Attachment 2005-3 continued

OTHER OPERATING COSTS

		Cost
Miscellaneous		
	Postage	\$1,800
	Special copying	\$600
	Other	\$1,000
	Permits	\$500
		<u>\$3,900</u>
<b>Other Operating Cost</b>		<b>\$3,900</b>

EQUIPMENT

	Units	Unit Cost	Cost
			\$0
			<u>\$0</u>
Subtotal			\$0
<b>Total Equipment</b>			<b>\$0</b>

## ARIZONA WATER BANKING AUTHORITY

**FY 2005 WATER RECHARGE BUDGET****\$16,750,313****COST ASSUMPTIONS**

Cost of Water		
CAP	(Energy Rate 2 plus \$5.00 towards Fixed O&M)	\$71.36
Direct Recharge (Cost for using direct recharge facilities)		
GRUSP		\$19.04
Avra Valley		\$12.00
Pima Mine Road		\$12.00
Lower Santa Cruz		\$12.00
Hieroglyphic Mountains		\$9.26
Aqua Fria Recharge Project		\$8.98
Clearwater		\$12.27
Cost Recovery for In-lieu Recharge		
	(cost recovery from in-lieu partners)	\$30.18

**WATER PURCHASES and RECHARGE (July 2004 thru June 2005)**

	Amount (acre feet)	Cost / acre foot	Total
<b>CAP Delivery Cost</b>			<b>\$14,791,820</b>
Direct Deliveries	149,000	\$71.36	\$10,632,640
In-Lieu Deliveries	101,000	\$41.18	\$4,159,180
<b>Direct Facility Use Charge</b>			<b>\$1,958,493</b>
GRUSP	50,000	\$19.04	\$952,000
Avra Valley	2,950	\$11.00	\$32,450
Pima Mine Road	15,400	\$11.74	\$180,796
Lower Santa Cruz	14,300	\$11.00	\$157,300
Hieroglyphic Mountains	25,800	\$9.26	\$238,908
Aqua Fria Recharge Project	30,550	\$8.98	\$274,339
Clearwater	10,000	\$12.27	\$122,700
<b>Total FY 2005</b>	<b>250,000</b>		<b>\$16,750,313</b>

**REVENUES AVAILABLE for FY 2005 RECHARGE****\$5,314,300**

4 cent tax		\$0
Maricopa		\$0
Pinal		\$0
Pima		\$0
Withdrawal Fee	(Estimated for 2003 pumping)	\$4,720,000
Phoenix AMA		\$2,700,000
Pinal AMA		\$1,420,000
Tucson AMA		\$600,000
Interest		\$594,300
General Fund Appropriation		\$0

Table 2  
**ARIZONA WATER BANKING AUTHORITY**  
 Water Delivery Schedule  
 Calendar Year 2005  
 (ACRE-FEET)

2004  
 Deliveries  
 (AF)

			Jan	Feb	Mar	Apr	May	Jun	Jul	Aug	Sep	Oct	Nov	Dec	Total	
1	Estimated CAP Deliveries + Losses : (M&I, Indian, Ag Pool, Incentive Recharge)		58,000	59,000	116,000	143,000	142,000	187,000	187,000	159,000	94,000	78,000	51,000	51,000	1,328,000	
2	Available Excess CAP Capacity for AWBA:		18,000	17,000	26,000	25,500	22,000	6,000	10,000	34,000	35,000	28,000	24,000	27,000	272,000	
	<b>AWBA -- Recharge Sites :</b>	<b>Permitted Capacity (AF)</b>														
		<b>Requested Capacity (AF)</b>														
	<b>PHOENIX A M A :</b>															
3	USF GRUSP	200,000	40,000	4,000	4,000	4,000	4,000	4,000	0	0	4,000	4,000	4,000	4,000	4,000	40,000
4	HIEROGLYPHIC MTN.	35,000	12,350	0	0	0	0	0	0	2,350	2,500	2,500	0	2,500	2,500	12,350
5	AGUA FRIA	100,000	12,600	0	0	600	0	900	1,300	2,800	0	0	1,400	2,800	2,800	12,600
6	Tonopah Desert	150,000	3,500	0	0	0	0	0	0	0	0	0	0	0	3,500	3,500
6	GSF CHCID	3,000	533	0	0	50	50	50	100	75	75	50	83	0	0	533
7	NEW MAGMA	54,000	54,000	2,300	2,300	7,410	7,410	3,420	3,420	3,420	6,249	5,920	5,700	3,303	3,148	54,000
8	QUEEN CREEK	28,000	7,750	0	0	0	0	0	0	3,176	1,714	600	860	1,400	7,750	
9	SRP	200,000	8,000	800	800	800	800	800	0	800	800	800	800	800	800	8,000
10	TONOPAH ID	15,000	0	0	0	0	0	0	0	0	0	0	0	0	0	0
	<b>P I N A L A M A :</b>															
11	GSF CAIDD	110,000	9,000	0	0	0	0	0	0	3,500	3,500	1,000	1,000	0	9,000	
12	HOHOKAM	55,000	9,500	0	0	0	0	0	0	1,200	3,300	2,500	2,500	0	9,500	
13	MSIDD	120,000	9,000	0	0	0	0	0	0	3,400	3,500	1,500	600	0	9,000	
	<b>T U C S O N A M A :</b>															
14	USF AVRA VALLEY	11,000	4,500	0	0	50	650	650	550	0	300	650	650	300	650	4,550
15	CLEARWATER	60,000	19,000	1,000	1,000	1,000	1,000	1,000	0	0	1,000	1,000	1,000	1,000	1,000	10,000
16	PIMA MINE ROAD	30,000	8,800	0	0	0	0	0	0	1,300	2,200	2,200	900	2,200	8,800	
17	LOWER SANTA CRUZ	40,000	32,000	2,400	3,800	3,800	3,800	3,800	0	0	3,800	3,800	3,800	1,000	2,000	32,000
18	GSF KAI - RED ROCK	11,231	1,000	0	0	250	250	250	250	0	0	0	0	0	0	1,000
19	<b>T O T A L (USF + GSF):</b>		231,583	10,500	11,900	17,960	17,960	14,870	5,720	8,645	31,300	32,934	25,233	20,563	23,998	221,583
20	Remaining CAP Capacity:		7,500	5,100	8,040	7,040	7,130	280	1,355	2,700	2,066	2,767	3,437	3,002	50,417	

Revision dated September 14, 2004 - decrease in storage at CAVSARP



METROPOLITAN WATER DISTRICT OF SOUTHERN CALIFORNIA

Executive Office

September 2, 2004

Mr. Sid Wilson  
General Manager  
Central Arizona Water Conservation District  
23636 North 7th Street  
Phoenix, AZ 85024

Dear Mr. Wilson:

Recovery of Interstate Underground Storage Credits in 2005

In 1992, Metropolitan entered into an agreement with the Central Arizona Water Conservation District to store Colorado River water in central Arizona. Metropolitan stored 89,000 acre-feet under the agreement.

Due to drought conditions in the Colorado River Basin and the limited availability of River water, Metropolitan requests the recovery of 40,000 acre-feet in 2005. We would like to take delivery of the Interstate Underground Storage Credits by exchange under the following schedule:

<b>Month</b>	<b>Amount (AF)</b>
January	4,000
February	4,000
March	4,000
April	4,000
May	4,000
June	0
July	0
August	4,000
September	4,000
October	4,000
November	4,000
December	4,000
<b>Total</b>	<b>40,000</b>

As it is likely considerable capacity will be available in our Colorado River Aqueduct in 2005, there is flexibility to revise the monthly schedule to best-fit CAWCD's operational requirements.

Mr. Sid Wilson  
Page 2  
September 2, 2004

Metropolitan is fully committed to taking delivery of the stored water. If unforeseen circumstances arise, we would only request schedule modifications if these were mutually agreeable to CAWCD.

Thank you for your agency's cooperation. If you have any questions, please call me at (213 217-6588).

Very truly yours,



Dennis Underwood  
Vice President

HMR:adminwrm

o:\als\corres\HMR\_CAWCD MWD Schedule for 2005 Demo Water.doc

cc: Mr. Larry Dozier  
Deputy General Manager  
Central Arizona Water Conservation District  
P.O. Box 43020  
Phoenix, AZ 85080-3020

Mr. Timothy J. Henley  
Manager  
Arizona Water Banking Authority  
500 North Third Street  
Phoenix, AZ 85004

Ms. Patricia Mulroy, General Manager  
Southern Nevada Water Authority  
1001 South Valley View Boulevard  
Las Vegas, NV 89153

Mr. Sid Wilson  
Page 3  
September 2, 2004

cc continued:

Mr. Chuck Hauser, General Counsel  
Southern Nevada Water Authority  
1001 South Valley View Boulevard  
Las Vegas, NV 89153

Mr. Robert W. Johnson, Regional Director  
Lower Colorado Region  
U.S. Bureau of Reclamation  
P.O. Box 61470  
Boulder City, NV 89006-1470

Mr. Gerald R. Zimmerman  
Executive Director  
Colorado River Board of California  
770 Fairmont Avenue, Suite 100  
Glendale, CA 91203-1035



Southern Nevada  
Water Authority

September 7, 2004

Mr. Tim Henley  
Manager  
Arizona Water Banking Authority  
500 North Third Street  
Phoenix, AZ 85004

**ADMINISTRATIVE OFFICE**

1001 S. Valley View Blvd.  
Las Vegas, NV 89153

Main 702/258-3939  
Fax 702/258-3268

Dear Tim:

Due to the southern Nevada community's response to drought restrictions imposed by the Southern Nevada Water Authority's (SNWA) member agencies, Nevada anticipates it will not utilize all of its basic Colorado River apportionment for customer demands in 2004. The SNWA would like to direct 10,000 acre-feet of the anticipated 30,000 to 40,000 acre-feet of excess Colorado River basic apportionment to the Arizona Water Banking Authority (AWBA) for storage in 2004. The remainder will be banked in the Las Vegas Valley for future use.

Article 2.2 of the Storage and Interstate Release Agreement outlines the conditions that must be met for Arizona to store Nevada unused apportionment. As required under this article, I am also sending a letter to the U.S. Bureau of Reclamation requesting the Secretary of the Interior to deliver Nevada's 10,000 acre-feet of apportionment under Article II(B)(6) of the Decree to Arizona. Please let me know if the AWBA will accept delivery of such water and store it for the benefit of the SNWA.

If there are any questions, please contact me at (702) 258-3107. As always, we appreciate the State of Arizona's willingness to work with Nevada regarding the proactive management of water supplies.

Sincerely,

Kay Brothers  
Deputy General Manager  
Engineering/Operations

KB/df

cc: Larry Dozier – Central Arizona Water Conservation District  
Tom Carr – Arizona Department of Water Resources  
Robert Johnson – U.S. Bureau of Reclamation

**BOARD OF DIRECTORS**

**Amanda M. Cyphers, Chair**  
Henderson Councilman

**ry Reid, Vice-Chair**  
County Commissioner

**Andrea Anderson**  
Boulder City Councilman

**Shari Buck**  
North Las Vegas Councilman


**Oscar Goodman**  
Las Vegas Mayor

**Lynette Boggs McDonald**  
County Commissioner

**Myrna Williams**  
County Commissioner

**Patricia Mulroy**  
General Manager





Southern Nevada  
Water Authority

September 7, 2004

Mr. Robert Johnson  
Regional Manager  
U.S. Bureau of Reclamation  
P.O. Box 61470  
Boulder City, NV 89006-1470

Dear Bob:

Due to the southern Nevada community's response to drought restrictions imposed by the Southern Nevada Water Authority's (SNWA) member agencies, Nevada anticipates it will not utilize all of its basic Colorado River apportionment for customer demands in 2004. The SNWA would like to direct 10,000 acre-feet of the anticipated 30,000 to 40,000 acre-feet of excess Colorado River basic apportionment to the Arizona Water Banking Authority (AWBA) for storage in 2004. The remainder will be banked in the Las Vegas Valley for future use.

Article 2.2 of the Storage and Interstate Release Agreement outlines the conditions that must be met for Arizona to store Nevada unused apportionment. As required under this article, the SNWA is requesting the Secretary of the Interior to deliver 10,000 acre-feet of Nevada's apportionment under Article II(B)(6) of the Decree to Arizona. I am also sending a letter to the Arizona Water Banking Authority requesting the acceptance and storage of this water for the benefit of SNWA as required under this article.

If there are any questions, please contact me at (702) 258-3107.

Sincerely,

Kay Brothers  
Deputy General Manager  
Engineering/Operations

KB/df

cc: Tim Henley - Arizona Water Banking Authority  
Larry Dozier - Central Arizona Water Conservation District  
Tom Carr - Arizona Department of Water Resources

**ADMINISTRATIVE OFFICE**

1001 S. Valley View Blvd.  
Las Vegas, NV 89153

Main 702/258-3939  
Fax 702/258-3268

**BOARD OF DIRECTORS**

**Amanda M. Cyphers, Chair**  
Henderson Councilman

**ry Reid, Vice-Chair**  
County Commissioner

**Andrea Anderson**  
Boulder City Councilman

**Sharl Buck**  
North Las Vegas Councilman

**Oscar Goodman**  
Las Vegas Mayor

**Lynette Boggs McDonald**  
County Commissioner

**Myrna Williams**  
County Commissioner

**Patricia Mulroy**  
General Manager

**TO:** Arizona Water Banking Authority Members

**FROM:** Tim Henley, Manager

**SUBJECT:** Amendment to the 2004 Annual Plan of Operation

**DATE:** September 14, 2004



**AUTHORITY MEMBERS**

Herbert R. Guenther, Chairman  
George R. Renner, Vice Chairman  
Charles L. Cahoy, Secretary  
Maureen R. George  
John Mawhinney

**EX OFFICIO MEMBERS**

Senator Linda Binder  
Representative Jake Flake

Significant changes to an approved Plan of Operation necessitate amendment of the plan and subsequent approval of the amended plan by the Arizona Water Banking Authority (AWBA) at a public meeting. Two events occurred late in 2004 resulting in changes of significant magnitude to warrant amendment of the existing Plan of Operation.

First, Central Arizona Project (CAP) staff informed AWBA staff that there would be a significant decrease in capacity available to the AWBA at the Agua Fria Recharge Project and the Hieroglyphics Mountain Recharge Project. As the AWBA had other partners within the Phoenix AMA/Maricopa County that could utilize available water, the decision was made to transfer the water that could not be stored at the AFRP and the HMRP to facilities that could utilize it. Consequently, 8,000 AF and 1,000 AF were transferred from the AFRP and HMRP facilities, respectively, to New Magma Irrigation and Drainage District (2,500 AF) and the Granite Reef Underground Storage Project (6,500 AF). The New Magma Irrigation District also received an additional 584 AF of AWBA water earlier in the year.

Additionally, by letter dated September 7, 2004, the Southern Nevada Water Authority (SNWA) requested that the AWBA store 10,000 AF of SNWA's unused Colorado River allocation within Arizona. Following discussion with CAP staff and the Pinal County irrigation districts, it was determined that the 10,000 AF could be delivered through the canal and could be utilized by the Maricopa-Stanfied Irrigation and Drainage District (MSIDD) and the Central Arizona Irrigation and Drainage District (CAIDD). Therefore, an additional 7,000 AF was scheduled for delivery to MSIDD and 3,000 AF for delivery to CAIDD.

As these were the only changes made, it is my intent that this memorandum and the attached Table 2. Amended Water Delivery Schedule constitute the Amended 2004 Annual Plan of Operation.

Table 2  
**ARIZONA WATER BANKING AUTHORITY**  
 Water Delivery Schedule  
 Calendar Year 2005  
 (ACRE-FEET)

2004  
 Deliveries  
 (AF)

			Jan	Feb	Mar	Apr	May	Jun	Jul	Aug	Sep	Oct	Nov	Dec	Total
1	Estimated CAP Deliveries + Losses :		58,000	59,000	116,000	143,000	142,000	187,000	187,000	159,000	94,000	78,000	51,000	51,000	1,328,000
	(M&I, Indian, Ag Pool, Incentive Recharge)														
2	Available Excess CAP Capacity for AWBA:		18,000	17,000	26,000	25,500	22,000	6,000	10,000	34,000	35,000	28,000	24,000	27,000	272,000
	AWBA -- Recharge Sites :	Permitted Capacity (AF)	Requested Capacity (AF)												
	PHOENIX A M A :														
3	USF GRUSP	200,000	40,000	4,000	4,000	4,000	4,000	4,000	0	0	4,000	4,000	4,000	4,000	40,000
4	HIEROGLYPHIC MTN.	35,000	12,350	0	0	0	0	0	0	2,350	2,500	2,500	0	2,500	12,350
5	AGUA FRIA	100,000	12,600	0	0	600	0	900	1,300	2,800	0	0	1,400	2,800	12,600
6	Tonopah Desert	150,000	3,500	0	0	0	0	0	0	0	0	0	0	3,500	3,500
6	GSF CHCID	3,000	533	0	0	50	50	50	100	75	75	50	83	0	533
7	NEW MAGMA	54,000	54,000	2,300	2,300	7,410	7,410	3,420	3,420	3,420	6,249	5,920	5,700	3,303	3,148
8	QUEEN CREEK	28,000	7,750	0	0	0	0	0	0	3,176	1,714	600	860	1,400	7,750
9	SRP	200,000	8,000	800	800	800	800	800	0	800	800	800	800	800	8,000
10	TONOPAH ID	15,000	0	0	0	0	0	0	0	0	0	0	0	0	0
	PINAL A M A :														
11	GSF CAIDD	110,000	9,000	0	0	0	0	0	0	0	3,500	3,500	1,000	1,000	9,000
12	HOHOKAM	55,000	9,500	0	0	0	0	0	0	1,200	3,300	2,500	2,500	0	9,500
13	MSIDD	120,000	9,000	0	0	0	0	0	0	3,400	3,500	1,500	600	0	9,000
	TUCSON A M A :														
14	USF AVRA VALLEY	11,000	4,500	0	0	50	650	650	650	0	300	650	650	300	650
15	CLEARWATER	60,000	19,000	1,000	1,000	1,000	1,000	1,000	0	1,000	1,000	1,000	1,000	1,000	10,000
16	PIMA MINE ROAD	30,000	8,800	0	0	0	0	0	0	1,300	2,200	2,200	900	2,200	8,800
17	LOWER SANTA CRUZ	40,000	32,000	2,400	3,800	3,800	3,800	3,800	0	3,800	3,800	3,800	1,000	2,000	32,000
18	GSF KAI - RED ROCK	11,231	1,000	0	0	250	250	250	250	0	0	0	0	0	1,000
19	TOTAL (USF + GSF):		231,583	10,500	11,900	17,960	17,960	14,870	5,720	8,645	31,300	32,934	25,233	20,563	23,998
20	Remaining CAP Capacity:		7,500	5,100	8,040	7,040	7,130	280	1,355	2,700	2,066	2,767	3,437	3,002	50,417

Revision dated September 14, 2004 - decrease in storage at CAVSARP

Table 2  
**ARIZONA WATER BANKING AUTHORITY**  
 Water Delivery Schedule  
 Calendar Year 2005  
 (ACRE-FEET)

2004  
 Deliveries  
 (AF)

		Jan	Feb	Mar	Apr	May	Jun	Jul	Aug	Sep	Oct	Nov	Dec	Total		
1	Estimated CAP Deliveries + Losses : (M&I, Indian, Ag Pool, Incentive Recharge)	58,000	59,000	116,000	143,000	142,000	187,000	187,000	159,000	94,000	78,000	51,000	51,000	1,328,000		
2	Available Excess CAP Capacity for AWBA:	18,000	17,000	26,000	25,500	22,000	6,000	10,000	34,000	35,000	28,000	24,000	27,000	272,000		
	<b>AWBA -- Recharge Sites :</b>															
		Permitted Capacity (AF)	Requested Capacity (AF)													
	<b>PHOENIX A M A :</b>															
3	USF GRUSP	200,000	40,000	4,000	4,000	4,000	4,000	4,000	0	0	4,000	4,000	4,000	4,000	40,000	
4	HIEROGLYPHIC MTN.	35,000	12,350	0	0	0	0	0	2,350	2,500	2,500	0	2,500	2,500	12,350	
5	AGUA FRIA	100,000	12,600	0	0	600	0	900	1,300	2,800	0	1,400	2,800	2,800	12,600	
6	Tonopah Desert	150,000	3,500	0	0	0	0	0	0	0	0	0	0	3,500	3,500	
6	GSF CHCID	3,000	533	0	0	50	50	50	100	75	75	50	83	0	533	
7	NEW MAGMA	54,000	54,000	2,300	2,300	7,410	7,410	3,420	3,420	3,420	6,249	5,920	5,700	3,303	3,148	54,000
8	QUEEN CREEK	28,000	7,750	0	0	0	0	0	0	3,176	1,714	600	860	1,400	7,750	
9	SRP	200,000	8,000	800	800	800	800	800	0	0	800	800	800	800	8,000	
10	TONOPAH ID	15,000	0	0	0	0	0	0	0	0	0	0	0	0	0	
	<b>P I N A L A M A :</b>															
11	GSF CAIDD	110,000	9,000	0	0	0	0	0	0	3,500	3,500	1,000	1,000	0	9,000	
12	HOHOKAM	55,000	9,500	0	0	0	0	0	0	1,200	3,300	2,500	2,500	0	9,500	
13	MSIDD	120,000	9,000	0	0	0	0	0	0	3,400	3,500	1,500	600	0	9,000	
	<b>T U C S O N A M A :</b>															
14	USF AVRA VALLEY	11,000	4,500	0	0	50	650	650	650	0	300	650	650	300	650	4,500
15	CLEARWATER	60,000	19,000	1,000	1,000	1,000	1,000	1,000	0	1,000	1,000	1,000	1,000	1,000	10,000	
16	PI MAMINE ROAD	30,000	8,800	0	0	0	0	0	0	1,300	2,200	2,200	900	2,200	8,800	
17	LOWER SANTA CRUZ	40,000	32,000	2,400	3,800	3,800	3,800	3,800	0	0	3,800	3,800	3,800	1,000	2,000	32,000
18	GSF KAI - RED ROCK	11,231	1,000	0	0	250	250	250	250	0	0	0	0	0	1,000	
19	<b>T O T A L (USF + GSF):</b>		231,583	10,500	11,900	17,960	17,960	14,870	5,720	8,645	31,300	32,934	25,233	20,563	23,998	221,583
20	Remaining CAP Capacity:			7,500	5,100	8,040	7,040	7,130	280	1,355	2,700	2,066	2,767	3,437	3,002	50,417