

Arizona Water Banking Authority Quarterly Commission Meeting

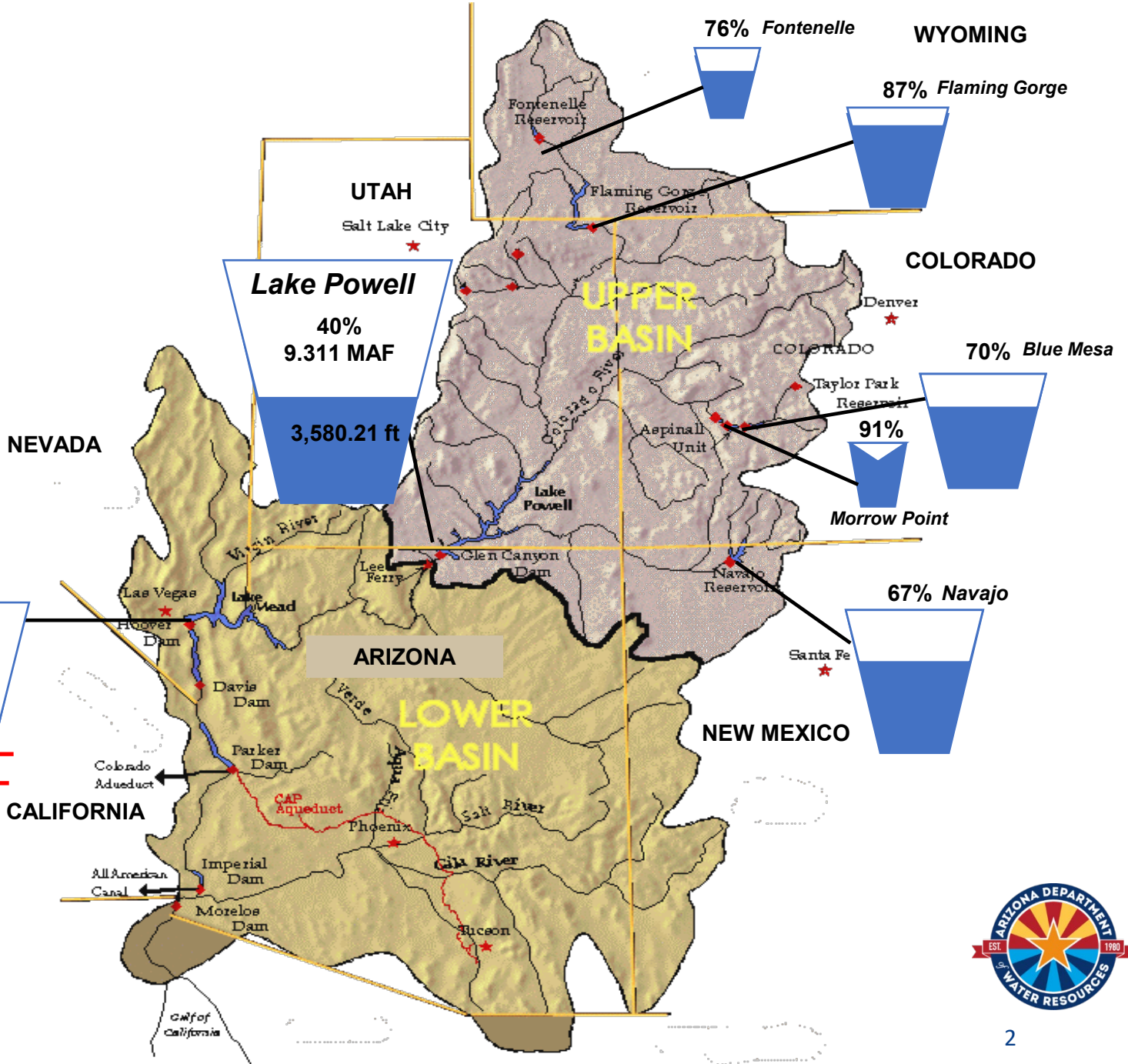


*Kristen Johnson
Colorado River Programs Manager
Arizona Department of Water Resources*

September 11, 2024

Colorado River System Reservoir Status

	Percent Full	Storage (MAF)
Total System Storage	44	25.51
Total System Storage (this time last year)	44	25.58



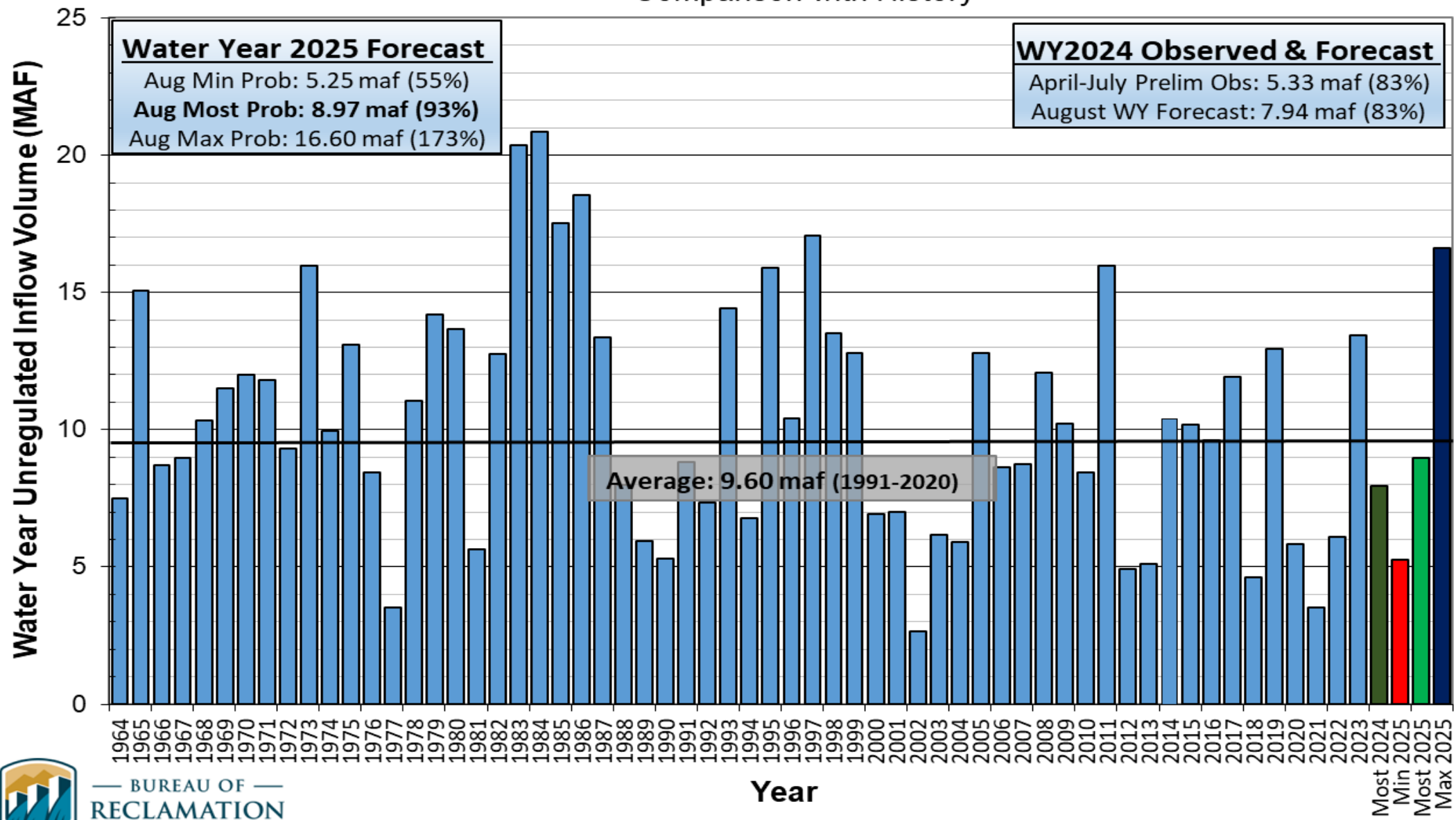
Updated as of September 8, 2024



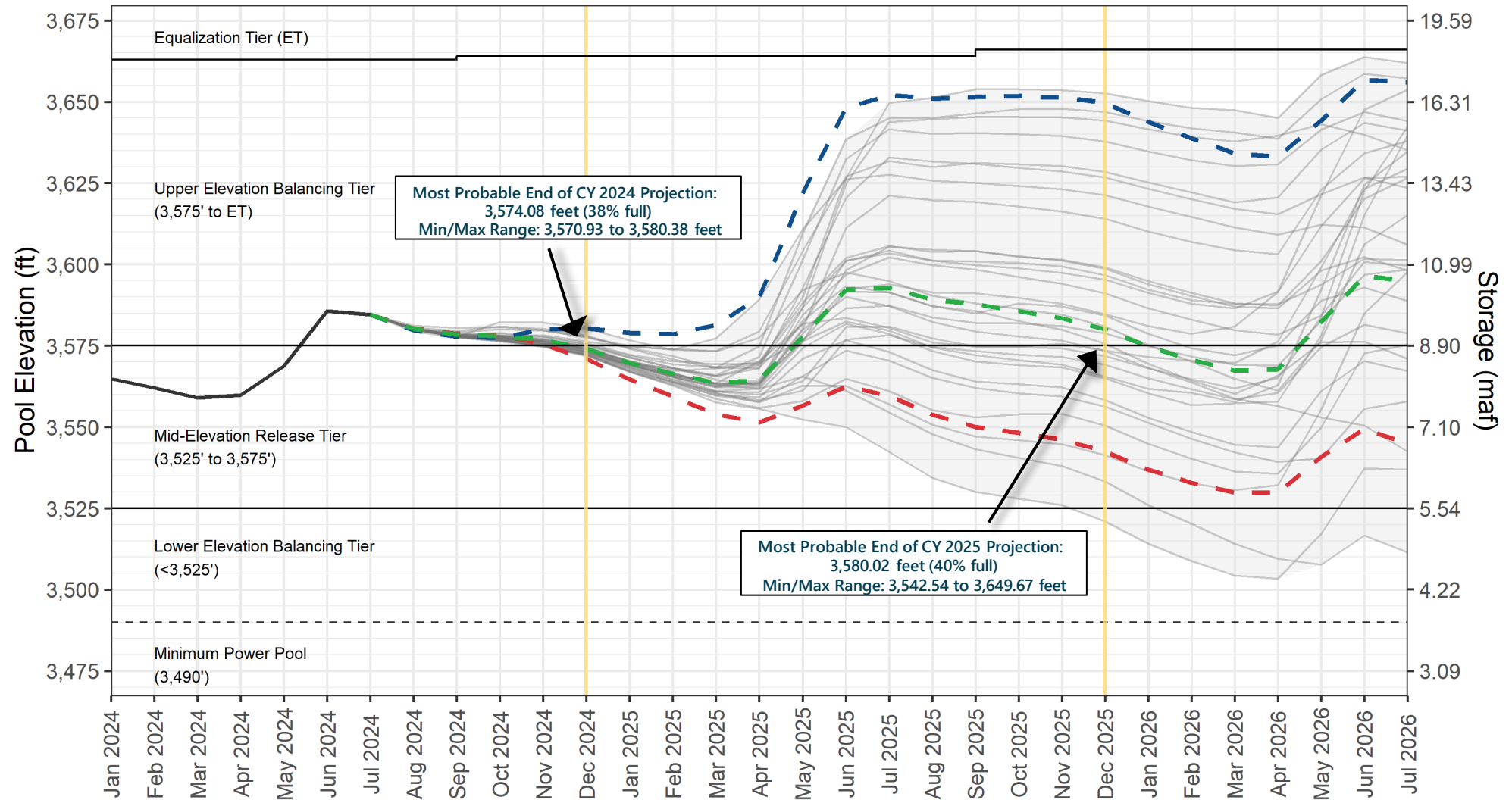
Lake Powell Unregulated Inflow

Water Year 2024 and 2025 Forecast *(issued August 1)*

Comparison with History



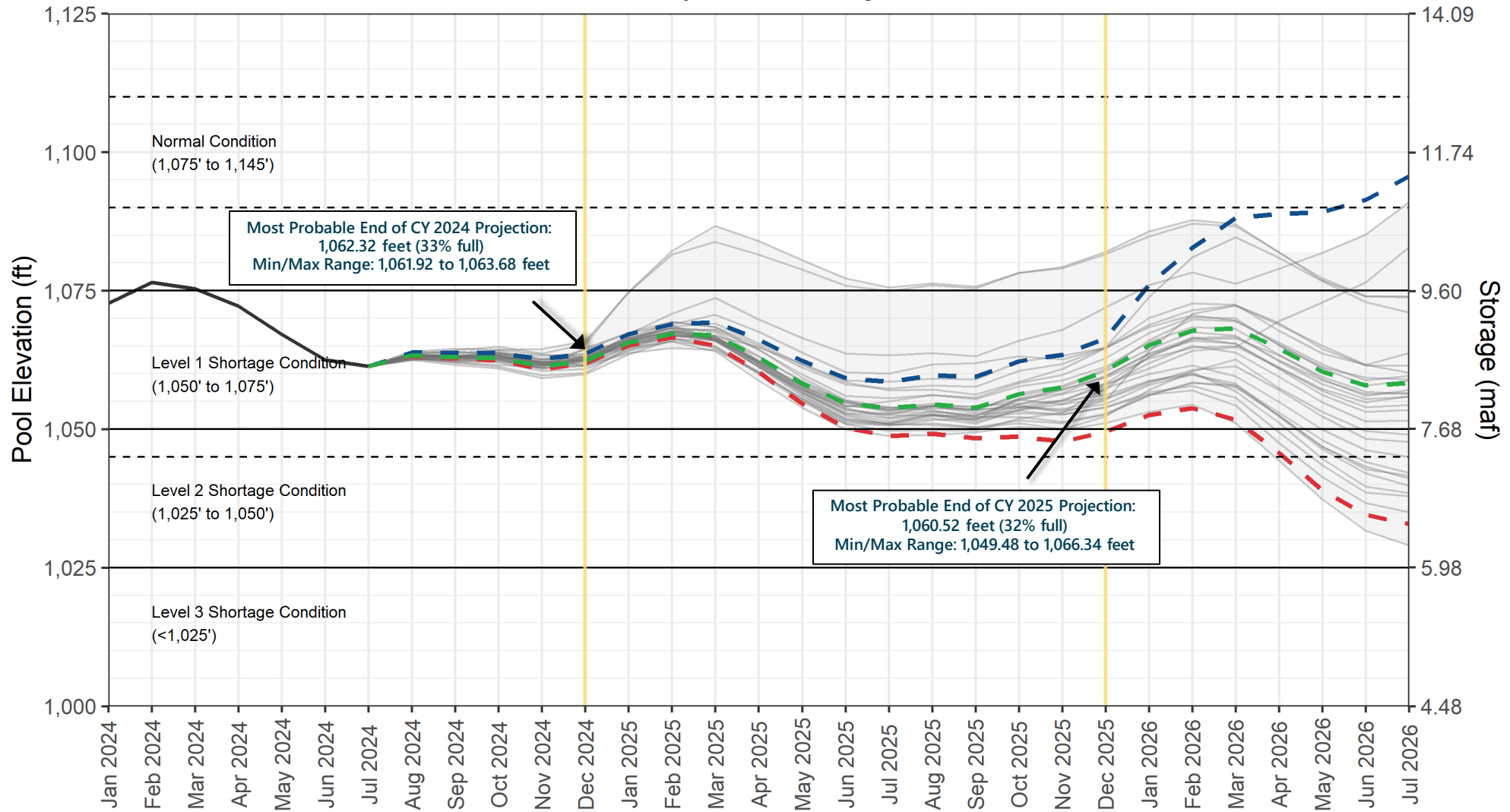
Lake Powell End-of-Month Elevations CRMMS Projections from August 2024



- August 2024 Probable Maximum 24-Month Study
- August 2024 Most Probable 24-Month Study
- August 2024 Probable Minimum 24-Month Study
- Historical
- CRMMS-ESP Projection (30 traces)
- CRMMS-ESP Projections Range



Lake Mead End-of-Month Elevations CRMMS Projections from August 2024



- August 2024 Probable Maximum 24-Month Study
- August 2024 Most Probable 24-Month Study
- August 2024 Probable Minimum 24-Month Study
- Historical
- CRMMS-ESP Projection (30 traces)
- CRMMS-ESP Projections Range



Status of SEIS ROD Lower Basin Conservation

As of August 2024 24-month study (all volumes in acre-feet)

State	Conservation Activity (ac-ft)	2023	2024	2025	2026	Total
AZ	242 Wellfield Additional Pumping Agreement	7,007	25,000	25,000	25,000	82,007
	CAP ICS Preservation Program	41,776	0	0	0	41,776
	CAP System Conservation Agreements	141,400	129,400	128,800	2,400	402,000
	Cathcart Farms System Conservation	57	61	61	0	178
	Cibola Valley IDD System Conservation	1,682	2,328	2,328	0	6,338
	Fort McDowell Yavapai Nation System Conservation	13,933	13,933	13,933	0	41,799
	GM Gabrych System Conservation	3,240	3,240	3,240	0	9,720
	GRIC System Conservation	91,319	125,000	125,000	0	341,319
	Hopi Tribe System Conservation	2,679	3,059	3,059	0	8,797
	MVIDD System Conservation	12,819	13,441	13,441	0	39,701
	San Carlos Apache Tribe System Conservation	23,804	0	0	0	23,804
YMIDD System Conservation	21,556	21,795	21,795	0	65,146	
CA	Coachella Groundwater System Conservation	35,000	35,000	35,000	0	105,000
	Coachella Valley Water Following	0	1,063	10,000	10,000	21,063
	IID System Conservation	106,111	0	0	0	106,111
	MWD ICS Creation	450,000	0	0	0	450,000
	Other Conserved Water	25,066	41,928	0	0	66,994
	PVID-MWD System Conservation	71,507	117,021	117,021	79,830	385,379
Quechan Indian Tribe-MWD System Conservation	13,000	13,000	13,000	0	39,000	
NV	SNWA Other Conserved Water	88,156	90,000	40,000	35,000	253,156
	SNWA Tributary ICS/System Water	36,075	36,000	30,000	30,000	132,075
	Annual Total	1,186,187	671,269	581,678	182,230	2,621,363
	Cumulative Total	1,186,187	1,857,456	2,439,133	2,621,363	

Status of SEIS ROD Lower Basin Conservation

As of August 2024 24-month study (all volumes in acre-feet)

	2023	2024	2025	2026	Total
Annual Total	1,186,187	671,269	581,678	182,230	2,621,363*
Cumulative Total	1,186,187	1,857,456	2,439,133	2,621,363*	

*Does not include the IID system conservation agreements, executed on August 12, 2024 for up to 700 kaf.

Questions?

Kristen Johnson

Phone: (602) 771-8552

Email: kjohnson@azwater.gov

Website: azwater.gov

Colorado River Conditions:

<https://www.azwater.gov/crm/dashboard>

